

XARCTICA™

THE LAST CONTINENT. THE FIRST NEW NATION.

MEMORANDUM

1 MILLION CITIZENS - 10 YEARS

The World's First AI-Designed Civilization



CONFIDENTIAL — FOR QUALIFIED INVESTORS ONLY



**Multi-Patent Pending
Financial Compounding Technology
To Facilitate
XARCTICA™ Subterranean EcoSystem**



ISBN: 9798249242848

© 2023-2026 Copyrights **EARTHX** Corporation All Rights Reserved

No part of this Disclosure may be used or reproduced by any means, graphic, electronic, or mechanical, including photocopying, recording, taping or by any information storage retrieval system without the express written permission of the Copyright holder(s).

"To hesitate is to perish."

Simón Bolívar

*"Nations are not inherited. They are built—by those with the vision to see what others cannot
and the courage to act while others hesitate."*

— EARTHX Founders





XARCTICA™ MEMORANDUM

Table of Contents

INTRODUCTION*

From The Founder - The Unique Hybrid Revenue Investment Structure xi

PREFACE

Why it's important to recognize Visionary Technology – *early*..... xiii

PROLOGUE

On the southern-most tip of the planet rests one of the world's most xv

OVERVIEW

From the Founders: XARCTICA™ — 1 Million Citizens in 10 Years 2

THE QUESTION NOBODY IS ASKING

Why bother going all the way to Mars? 6

MARS vs. ANTARCTICA

The Honest Comparison..... 7

THE ICE ADVANTAGE

Nature's Perfect Building Material..... 8

RESOURCES: EVERYTHING YOU NEED

Water, Air, Energy, Food Production, Minerals 9

THE SOVEREIGNTY PLAY

The Antarctic Treaty: A Closer Look 10
The Path to Sovereignty (4 Steps)..... 11

Table of Contents

| | |
|--|----|
| STRATEGIC ISOLATION | 11 |
| The Ultimate Border Control | 11 |
| Escape From... | 11 |
| THE ECONOMICS: 1000x MORE EFFICIENT | 12 |
| Mars Colony Cost Estimates | 12 |
| XArctica™ Colony Cost Estimates..... | 12 |
| RISK ANALYSIS: SURVIVABILITY | 13 |
| Mars: Everything Can Kill You | 13 |
| XArctica™: Challenging But Survivable..... | 13 |
| THE VISION: A NEW NATION | 14 |
| Phase 1: Foundation (Years 1-5)..... | 14 |
| Phase 2: Growth (Years 5-15)..... | 14 |
| Phase 3: Nation (Years 15-30) | 14 |
| THE MARS ILLUSION | 15 |
| It's Not About Survival..... | 15 |
| It's About Legacy..... | 15 |
| It's About The Wrong Metrics..... | 15 |
| THE OPPORTUNITY | 16 |
| For Visionaries..... | 16 |
| For Investors | 16 |
| For Pioneers | 16 |
| For The Prepared..... | 16 |
| PATENT EXCERPTS | 17 |
| Subglacial Multi-Level Urban Habitat System..... | 17 |
| UBII™ ECOSYSTEM OVERVIEW | 20 |
| The Problem: How Do You Fund A New Nation?..... | 20 |
| The Solution: XLOTTERY.ai™ + UBII™ EcoSystem | 20 |
| THE AUDACIOUS XARCTICA™ VISION | 23 |
| 1 Million Citizens — 10 Years | 23 |
| CAPITALIZATION & INVESTMENT STRUCTURE: | 28 |
| TECHNICAL DOCUMENT #2: | |
| SITE SELECTION & ENVIRONMENTAL ANALYSIS | 30 |
| 1. Site Selection Criteria (6 Factors)..... | 30 |

Table of Contents

| | |
|---|-------|
| TECHNICAL DOCUMENT #3: | |
| THERMAL MANAGEMENT SYSTEMS | 38 |
| 1. The Thermal Challenge | 38 |
| TECHNICAL DOCUMENT #4: | |
| POWER GENERATION PLAN | 46 |
| 1. Power Requirements by BLITZ Phase | 46 |
| TECHNICAL DOCUMENT #5: | |
| TUNNEL BORING TECHNOLOGY & COSTS | 54 |
| 1. Excavation Requirements | 54 |
| TECHNICAL DOCUMENT #6: | |
| CONSTRUCTION PHASING | 70 |
| 1. The Blitzkrieg Model..... | 70 |
| TECHNICAL DOCUMENT #7: WASTE MANAGEMENT SYSTEMS | 76 |
| 1. Zero Waste Philosophy..... | 76 |
| TECHNICAL DOCUMENT #8: MASTER CITY PLAN | 84 |
| 1. The 7-Level City Architecture..... | 84 |
| TECHNICAL DOCUMENT #9: | |
| VISUAL SPECIFICATIONS & CROSS SECTIONS | 92 |
| 1. Vertical Cross-Section: Single Node | 92 |
| TECHNICAL DOCUMENT #10: | |
| FOOD PRODUCTION & AGRICULTURE | 98 |
| 1. Food Security Requirements..... | 98 |
| | |
| A FINAL NOTE: | |
| THE KING MAKER | 106 |
| | |
| XP2P® TECHNOLOGY: LOTTERII™ | 108 |
| An Entirely New Lottery System Based on XP2P®-R.E.A.L.® | 108 |
| Why Traditional Lotteries Fail | 108 |
| The LOTTERII™ Innovation | 108 |
| LOTTERII™ LEGAL ANALYSIS | 110 |
| THIS SECTION HAS ITS OWN INTERNAL TABLE OF CONTENTS | (111) |

Table of Contents

| | |
|--|-----|
| Notice: Read Before Participating | 112 |
| Part I: This Is Not A Lottery — Legal Framework | 113 |
| 1.1 Three-Element Test: Absence of Consideration..... | 113 |
| Part II: Executive Summary & Quick Reference | 115 |
| 2.1 What is LOTTERII™?..... | 115 |
| Part III: How LOTTERII™ Works | 116 |
| 4. Position-Matching Algorithm Explained..... | 116 |
| Part IV: Legal & Regulatory Analysis | 116 |
| 5. Why LOTTERII™ is Legal in DeFi..... | 116 |
| This Is Not A Lottery: Ten-Prong Legal Defense | 117 |
| Category I: Technology Defenses (Prongs 1-3)..... | 117 |
| Category II: Structural Defenses (Prongs 4-6)..... | 117 |
| Category III: Regulatory Defenses (Prongs 7-9)..... | 117 |
| Category IV: Tax & International Defenses (Prong 10)..... | 119 |
| The Bottom Line & Conclusion | 120 |
| FULLY OPERATIONAL XP2P® LOTTERII™ | 122 |
| EXPERT INTERVIEW: DR. MARCUS CHEN* | 124 |
| How LOTTERII™ Revolutionizes Lottery Systems..... | 124 |
| Understanding R.E.A.L.® XP2P® Technology..... | 126 |
| *Fictional representation for illustrative purposes | |
| UTOPIIA™ NFT ECOSYSTEM | 128 |
| R.E.A.L.® UTOPIIA™..... | 128 |
| R.E.A.L.® vs. Reality..... | 128 |
| The R.E.A.L.® UTOPIIA™ as Technology Escape..... | 130 |
| UTOPIIA™ through R.E.A.L.® Technology..... | 130 |
| DISCLAIMER AND IMPORTANT DISCLOSURES | 132 |
| Confidentiality Notice..... | 132 |
| No Representation or Warranty..... | 132 |
| Limitation of Liability..... | 133 |
| Forward-Looking Statements..... | 134 |
| Risk of Loss..... | 135 |
| Third-Party Information..... | 135 |
| Governing Law and Jurisdiction..... | 136 |
| Compliance with Laws..... | 136 |



CONFIDENTIAL INVESTMENT MEMORANDUM

Introduction

From the Founders: The Unique Hybrid Revenue Investment Structure

"Nations are not inherited. They are built—by those with the vision to see what others cannot and the courage to act while others hesitate."

— EARTHX Founders

Dear Prospective Partner,

What you hold in your hands is not a typical investment memorandum. It is a blueprint for building a new civilization—and the economic engine that will fund it.

XARCTICA™ represents something unprecedented: a **hybrid revenue investment structure** that combines immediate cash-flow generation with long-term nation-building equity. This is not venture capital in the traditional sense. It is founding-patron participation in humanity's final frontier.

The structure works on two parallel tracks:

Track One: XLOTTERY.ai™ and the UBII™ EcoSystem generate immediate, scalable revenue through our Multi-Patent-Pending 60-75% win-rate LOTTERII™ Platform. This provides ongoing returns while simultaneously capitalizing XARCTICA™ infrastructure development.

Track Two: XARCTICA™ itself represents generational equity—ownership stake in physical infrastructure, intellectual property, and ultimately, founding participation in a sovereign nation. This is legacy wealth measured not in quarters, but in centuries.

Most investments offer returns. This one offers **returns AND immortality**—your name etched into the founding documents of the world's newest nation.

We invite you to read this memorandum not as a financial document, but as a historical one. The decisions made in these pages will echo for generations.

Welcome to XARCTICA™.

Anthony St. Michael

Founder & CEO, EARTHX® Corporation Ltd.

Some technologies are so advanced they're met with skepticism"...

"Three Laws of Prediction"

(aka Bitcoin)

"Any sufficiently advanced technology is indistinguishable from magic."

– Profiles of the Future: An Inquiry into the Limits of the Possible –

Arthur C. Clark

Preface

Why It's Important to Recognize Visionary Technology — Early

"All men dream, but not equally. Those who dream by night wake to find it was vanity. But the dreamers of the day are dangerous men, for they may act their dream with open eyes, to make it possible."

— T.E. Lawrence

In 1876, Western Union passed on the telephone. "This 'telephone' has too many shortcomings to be seriously considered as a means of communication."

In 1995, Newsweek declared the internet a fad. "The truth is no online database will replace your daily newspaper."

In 2007, Microsoft's Steve Ballmer laughed at the iPhone. "There's no chance that the iPhone is going to get any significant market share."

History is littered with moments when visionary technology was dismissed by those who couldn't see beyond the present. The cost of that blindness is measured in *Trillions*. And it's not just monetary. It's generational, and historical.

But there is another side to that history: those who saw early. Those who recognized transformation before it was obvious. Those who acted while others hesitated.

Peter Thiel wrote a \$500,000 check to a 19-year-old Mark Zuckerberg. Mike Markkula funded two kids in a garage named Steve. Masayoshi Son bet on a struggling bookseller named Amazon.

They didn't just make money. They **shaped the world**.

XARCTICA™ and the UBII™ Ecosystem represent that kind of moment. A lottery where people actually win. A closed-loop economy that funds Universal Basic Income. A subglacial habitat system that can survive nuclear war. A path to founding a new sovereign nation on Earth's last unclaimed continent.

It sounds impossible. ***So did everything that changed the world.***

The question is not whether this will happen. The question is whether ***you*** will be remembered as someone who saw it early—or someone who passed because it seemed too bold.

Visionary technology rewards those who recognize it—*early*.



Prologue

On the southern-most tip of the planet rests one of the world's most massive and mysterious landmasses - the frozen realm of [Antarctica](#). This icy expanse stretches out to cover more than 14 million square kilometers, making it the fifth-largest continent in the world. It is situated almost entirely within the Antarctic Circle, which means that temperatures are consistently below zero throughout a majority of the year.

Such conditions make life relatively sparse compared to other regions in the world, but the Antarctic animals that do occupy this frosty landscape are well adapted to handle the incredibly harsh conditions seen regularly by explorers and scientists stationed there. While the landscape may seem somewhat desolate to the untrained observer, it is actually one of the most interesting places on earth.

15 Interesting facts about Antarctica

1. The Dry Valleys in Antarctica are the driest places on Earth. With such low humidity and moisture on this portion of the continent, snow and ice cannot even accumulate, which leaves the valleys as just a dusty expanse of dirt.
2. Antarctica is, on average, the windiest place on Earth. Scientists exploring this southerly landmass have reported wind speeds that have reached up to 200 miles per hour.
3. The Antarctic Ice Sheet is the single biggest mass of ice in the world and can sometimes be up to four miles thick. The continent as a whole contains about 90 percent of the planet's freshwater ice and around 70 percent of the total fresh water on earth!
4. Scientists claim that if the West Antarctic Ice Sheet were to melt, it would raise global sea levels by about 16 feet.
5. The Ross Ice Shelf - a floating tongue of ice that extends off the continent's main landmass - encompasses more than 510,000 square kilometers (196,921 square miles) and is the largest ice shelf that has ever been discovered.
6. While Antarctica is covered in ice, it actually holds one of the world's biggest mountain ranges - the Gamburtsev Mountains - which stretch out more than 1200 kilometers (745 miles). The highest peaks are estimated to be around 2,800 meters (1.7 miles) or about one-third the size of earth's tallest mountain: Mount Everest.
7. Another interesting geographic feature hidden under the ice sheet is Lake Vostok, a freshwater lake buried under 4 kilometers (2.5 miles) of frozen water. This lake is about the size of Lake Ontario and is one of more than 200 different bodies of water that has been discovered beneath the ice.
8. While the Grand Canyon is largely considered to be the planet's biggest natural rift, scientists discovered another trench on Antarctica that could rival one of America's mightiest

natural features. The unnamed canyon was found during a 2010 expedition and extends 100 kilometers (62 miles), is more than 9 kilometers (5.6 miles) wide and reaches depths of more than 1,6 kilometers. Scientists speculate that it could be even larger, but further exploration is required to learn the true boundaries of this massive rift.

9. Antarctica is home to Mount Erebus - the southern-most active volcano in the world - as well as the only known "lava lakes," which have held liquid magma for eons despite the continent's frigid conditions.

10. There are 30 different countries that operate 80 research stations situated around the continent. The human inhabitants who occupy these facilities number around 4,000 during the summer months and only 1,000 during the long, harsh winters.

11. In January of 1979, Emile Marco Palma became the first human ever to be born on Antarctica. Since his historic birth, only 10 other people have been born on the continent.

12. Because of the Earth's tilt, the sun does not rise in Antarctica from the vernal equinox to the autumnal equinox, which means the continent remains dark throughout the entire winter season.

13. Conversely, during the summer months, the sun does not set in Antarctica, which means it actually receives more sunlight than the equator during that time frame.

14. In March of 2000, an ice chunk broke off the Ross Ice Shelf that was 270 kilometers (167 miles) long and 40 kilometers (25 miles) wide or roughly the size of the state of Connecticut.

15. Deep Lake in Antarctica is so salty that it cannot freeze, even in temperatures as low as negative 15 degrees Celsius (5°F)!

Explore the mysterious, massive landmasses on our unforgettable [cruises to Antarctica](#).



XARCTICA™

THE LAST CONTINENT. THE FIRST NEW NATION.

MEMORANDUM

1 MILLION CITIZENS - 10 YEARS

The World's First AI-Designed Civilization

A Subsidiary Initiative of

EARTHX® CORPORATION



ARCTICA

CONFIDENTIAL — FOR QUALIFIED INVESTORS ONLY

Version 2.0



A Subsidiary of EARTH X[®] Corporation Ltd.

USA | www.EARTHXCORPORATION.IO | Confidential

MEMORANDUM

TO: Prospective Founding Partners & Strategic Investors
FROM: Anthony St. Michael, CEO & Founder
DATE: February 2026
RE: **XARCTICA[™] — 1 Million Citizens in 10 Years**

Dear Prospective Founding Partner,

I am not writing to present an investment opportunity. I am writing to invite you to **found a nation**.

XARCTICA[™] is humanity's most ambitious terrestrial project: a subterranean civilization beneath the Antarctic ice sheet that will grow from zero to **one million citizens in just ten years**.

This is not incremental. This is not cautious. This is a *blitzkrieg*—50+ tunnel boring machines, 10+ parallel city nodes, \$150-225 billion invested in a single decade to create what governments have failed to deliver: a new beginning.

THE NUMBERS

- **Year 1:** 5,000 (construction army deploys)
- **Year 3:** 50,000 (3 city nodes, first families)
- **Year 5:** 200,000 (7 city nodes, transit network)
- **Year 7:** 500,000 (15 city nodes, university opens)
- **Year 10: 1,000,000+ (NATION STATUS)**
- **Total Investment:** \$150-225 Billion over 10 years

WHY THIS WILL WORK

1. Precedent Exists: Dubai grew from 183K to 3.5M in 40 years. Shenzhen went from 30K to 17M. We're doing it faster because we're doing it *deliberately*, with modern technology, in 3D space.

2. Technology Is Ready: Tunnel boring machines, modular construction, renewable energy, and logistics systems exist today. We are not waiting for invention—we are deploying at scale.

3. Demand Is Overwhelming: Climate refugees, remote workers, researchers, entrepreneurs, retirees—millions are seeking new frontiers. We will be selective, not desperate.

4. Antarctica Is Superior to Mars: 24-hour travel vs 6 months. Daily resupply vs 26-month windows. \$150B vs \$1 Trillion. 2036 vs 2150. The comparison is not close.

WHAT WE'RE ASKING

We are assembling the founding consortium—a coalition of visionaries willing to commit substantial capital, expertise, or influence to make XARCTICA™ a reality. We seek:

- **Sovereign Wealth Funds** — Nations seeking strategic positioning in the next frontier
- **Ultra-High-Net-Worth Individuals** — Legacy-builders who want their name on a civilization
- **Technology Giants** — Companies needing secure data centers and R&D facilities
- **Construction Conglomerates** — Partners to execute the largest excavation in history
- **Visionary Institutions** — Universities, research organizations, NGOs seeking a new home

WHAT FOUNDING PARTNERS RECEIVE

- ✓ **Founding Citizen Status** — You and your descendants, permanently
- ✓ **Governance Rights** — Seat at the table shaping laws, policies, and direction
- ✓ **Priority Space Selection** — First choice of prime locations before public allocation
- ✓ **Revenue Participation** — Share of \$10-20B annual revenues at maturity
- ✓ **Naming Rights** — City districts, buildings, institutions bearing your name forever
- ✓ **Historical Immortality** — Recorded for all time as a Founder of humanity's newest nation

THE CHOICE

In 2036, XARCTICA™ will have one million citizens. The only question is whether you will be remembered among its founders—or among those who watched from the sidelines.

The technology exists. The demand is clear. The capital is available. What remains is *will*.

Do you have it?

NEXT STEPS

1. Review the enclosed Executive Summary and Technical Documentation
2. Schedule a confidential briefing with EARTH X® leadership
3. Indicate your participation level and preferred structure
4. Execute Letter of Intent to secure Founding Partner status

The future belongs to those who build it.

Anthony Saint Michael

Chief Executive Officer & Founder

EARTH^X® Corporation Ltd.

XARCTICA™ Initiative

UBII™ Initiative

ENCLOSURES:

- Executive Summary (1M/10yr Vision)
- Technical Feasibility Study
- Site Selection & Environmental Analysis
- Thermal Management & Power Systems
- Construction Phasing & Contractor Analysis
- Financial Projections & Investment Structure
- Architectural Concepts & 3D Renderings

CONFIDENTIALITY NOTICE: This memorandum contains proprietary information belonging to EARTH^X® Corporation Ltd. Distribution without express written consent is strictly prohibited.



XARCTICA™

THE LAST CONTINENT. THE FIRST NEW NATION.

EXECUTIVE SUMMARY

1 MILLION CITIZENS - 10 YEARS

The World's First AI-Designed Civilization

Why Colonize a Dead Planet 140 Million Miles Away -
when Earth Has an Entire Unclaimed Continent?

A Strategic Analysis & Investment Opportunity

A Subsidiary Initiative of

EARTHX® CORPORATION

CONFIDENTIAL — FOR QUALIFIED INVESTORS ONLY

Version 2.0

THE QUESTION NOBODY IS ASKING

Why bother going all the way to Mars?

An entirely dead planet. Irradiated. No atmosphere. No water. No magnetic field. Average temperature: -80°F. Distance from Earth: 140 million miles. Travel time: 7-9 months. Communication delay: 20+ minutes each way.

The stated goal: "Save human consciousness."

But what if there was a better way?

What if Earth itself offered an unclaimed continent with breathable air, accessible water, natural insulation, and complete isolation from geopolitical chaos?

What if "backup humanity" didn't require rockets, radiation shields, or 7-month supply chains, and Trillions of Dollars to achieve?

Welcome to XARCTICA™ .

"History remembers the cautious as footnotes. It remembers the builders as founders."

EARTHX Corporation



MARS vs. ANTARCTICA: THE HONEST COMPARISON

| Factor | MARS | XARCTICA™ |
|-------------------------|-------------------------------|---------------------------|
| Distance from Help | 140,000,000 miles | Phone call away |
| Travel Time | 7-9 months | Hours by plane |
| Atmosphere | NONE (95% CO2, 0.6% pressure) | Breathable air |
| Water | Frozen underground (maybe) | 3 miles of fresh ice |
| Temperature | -80°F average | -20°F average (warmer) |
| Radiation | LETHAL without shielding | Naturally shielded |
| Gravity | 38% Earth (health problems) | 100% Earth (normal) |
| Communication Delay | 4-24 minutes each way | Real-time |
| Resupply Time | 2+ years between windows | Same day if needed |
| Cost Per Person | \$1-10 BILLION | \$1-10 MILLION |
| Construction Materials | Must manufacture on-site | Ship anything needed |
| Medical Emergencies | You die | Evacuation possible |
| Psychological Isolation | Permanent exile | Rotation possible |
| Sovereignty Potential | No legal framework | Antarctic Treaty flexible |

Every single metric favors Antarctica. ***Every. Single. One.***



THE ICE ADVANTAGE

Nature's Perfect Building Material

Antarctica's ice sheet is 3 MILES THICK in places. This isn't a bug—it's a feature.

Boring Into Ice: The Ultimate Construction Method

- Perfect insulation: Ice maintains constant temperature regardless of surface conditions
- Structural integrity: Compressed ice is remarkably stable—no reinforcement needed
- Self-sealing: Minor damage heals itself through natural freeze processes
- Radiation shielding: Ice blocks cosmic radiation naturally
- Pressure stability: Underground ice caverns maintain consistent atmospheric pressure
- Expansion potential: Simply bore more tunnels as population grows

Proven Technology

Ice boring isn't theoretical. We already do it:

- IceCube Neutrino Observatory: 86 strings of detectors buried 2.5 km deep in Antarctic ice
- Ice core drilling: Routine operations to 3+ km depth
- Subglacial lake access: Lake Vostok accessed through 4 km of ice
- Military installations: Camp Century (Greenland) proved ice-based habitation in the 1960s

The technology exists. It's proven. It's affordable.



RESOURCES: EVERYTHING YOU NEED

Water

Antarctica contains 70% of Earth's fresh water. Three miles of it. Directly above your head. The most critical resource for human survival—unlimited supply.

Air

Breathable. Right now. No terraforming required. No oxygen generation systems. No CO2 scrubbers. Just... air. The thing Mars will NEVER have naturally.

Energy

- Wind: Antarctica has the strongest, most consistent winds on Earth (katabatic winds)
- Geothermal: Volcanic activity under the ice sheet (Mt. Erebus is active)
- Solar: 24-hour daylight for 6 months = massive solar potential
- Nuclear: Small modular reactors can be shipped and installed

Food Production

- Hydroponic farms: LED-lit underground facilities (already proven at South Pole Station)
- Fish farming: Access to the world's richest marine ecosystem
- Imported supplies: Days away, not years

Minerals

Antarctica is believed to contain massive mineral deposits—coal, iron, copper, gold, platinum. The Antarctic Treaty currently prohibits extraction, but treaties change. XArctica™ positions first.



THE SOVEREIGNTY PLAY

The Antarctic Treaty: A Closer Look

The 1959 Antarctic Treaty established Antarctica as a scientific preserve. But here's what most people don't know:

- The treaty can be reviewed and modified (next review window opens soon)
- Seven nations have EXISTING territorial claims (frozen, not abandoned)
- Large sections remain UNCLAIMED by any nation
- The treaty says nothing about private development or new nation formation
- Permanent habitation changes the legal calculus entirely

The Path to Sovereignty

1. ESTABLISH PRESENCE

Build permanent, self-sustaining infrastructure. Not a research station—a COLONY.

2. DEMONSTRATE PERMANENCE

Multi-generational habitation. Births. Deaths. A real society, not rotating scientists.

3. DECLARE INDEPENDENCE

No existing nation has sovereignty over unclaimed Antarctic territory. XArctica™ fills the vacuum.

4. GAIN RECOGNITION

Begin with sympathetic micro-nations and build diplomatic momentum. It's happened before (see: every nation that exists).

The last unclaimed territory on Earth. First come, first served.



STRATEGIC ISOLATION

The Ultimate Border Control

Antarctica offers something no other location on Earth can provide: NATURAL, ABSOLUTE ISOLATION.

- Nearest continent: 600+ miles across the most dangerous ocean on Earth
- No roads in or out: Access only by air or sea (controllable)
- Extreme environment: Uninvited visitors don't survive
- No neighboring countries: No border disputes, no migration pressure
- Self-selecting population: Only the committed will come

Escape From...

- Government overreach and surveillance states
- Political instability and civil unrest
- Economic collapse and currency devaluation
- Cultural degradation and social decay
- Pandemic vulnerability and biological threats
- Nuclear war fallout zones
- Climate refugee migration chaos

Mars offers the same isolation—at 1000x the cost, with 1000x the risk, and zero possibility of return.

XArctica™ offers isolation with a safety net. Help is a phone call away. Evacuation is possible. Resupply takes days, not years.



THE ECONOMICS: 1000x MORE EFFICIENT

Mars Colony Cost Estimates

| Item | Estimated Cost |
|----------------------------|-------------------|
| Starship development | \$2-5 billion |
| Per-launch cost | \$100-200 million |
| Launches needed for colony | 1,000+ |
| Life support systems | \$10+ billion |
| Habitat construction | \$50+ billion |
| Total for 1,000 colonists | \$100-500 BILLION |

Cost per Mars colonist: \$100 MILLION to \$500 MILLION each.

XArctica™ Colony Cost Estimates

| Item | Estimated Cost |
|------------------------------|-----------------------------|
| Ice boring equipment | \$50-100 million |
| Initial habitat construction | \$200-500 million |
| Power systems (wind/nuclear) | \$100-200 million |
| Supply chain establishment | \$50-100 million |
| Total for 1,000 colonists | \$500 MILLION - \$1 BILLION |

Cost per XArctica™ Colonist: \$500,000 to \$1 MILLION each.

Same goal. 100-1000x cheaper. Actually achievable.



RISK ANALYSIS: SURVIVABILITY

Mars: Everything Can Kill You

- Radiation exposure: Continuous, lethal without massive shielding
- Pressure failure: Instant death (no atmosphere)
- Supply chain failure: Starvation within weeks
- Medical emergency: No evacuation possible—you die
- Equipment failure: Replacement parts are 2+ years away
- Psychological breakdown: No return option—permanent exile
- Low gravity: Irreversible bone/muscle loss, cardiac issues

XArctica™ : Challenging But Highly Survivable

- Cold exposure: Serious but manageable with proven technology
- Pressure: Normal Earth atmosphere—standard construction
- Supply chain: Days away, redundant supply routes possible
- Medical emergency: Evacuation to Chile/Australia within hours
- Equipment failure: Parts shipped within days
- Psychological: Rotation possible, visitors welcome
- Gravity: Normal—no health degradation

On Mars, a broken water recycler means death. In XArctica™, it means a phone call and a replacement part.



THE VISION: A NEW NATION

XArctica™ Is Not A Research Station

Current Antarctic bases are temporary. Scientists rotate. Nobody stays. Nobody is BORN there (legally).

XArctica™ is different. XArctica™ is PERMANENT.

Phase 1: Foundation (Years 1-5)

- Establish initial ice-bore habitats for 100-500 pioneers
- Deploy power infrastructure (wind, nuclear, solar)
- Build hydroponic food production capacity
- Establish supply chain and logistics hub
- Begin construction of expanded tunnel network

Phase 2: Growth (Years 5-15)

- Expand to 1,000-5,000 permanent residents
- Establish education system (first generation born in XArctica™)
- Develop manufacturing capabilities
- Build cultural and governance institutions
- Achieve food self-sufficiency

Phase 3: Nation (Years 15-30)

- Population: 10,000-50,000
- Formal declaration of sovereignty
- Diplomatic recognition campaign
- Economic self-sufficiency
- Multi-generational native population

The last nation founded on Earth. The first nation founded *in Vitro*.

THE MARS FANTASY

Let's be honest about why Mars colonization is being pushed:

It's Sexy. It's Chic. It's Rebellious. It's Romantic. It's Elite. It's Trendy. It's Exotic. It's Utopian.

It's Legendary. It's Status.

But...

It's Not About Survival

If the goal is "backup humanity," Antarctica is objectively superior. Mars is harder, more expensive, more dangerous, and less likely to succeed. Anyone doing honest analysis knows this.

It's About Status and Legacy

Mars colonization is a vanity project. It's about being remembered as "the person who colonized Mars"—not about actually ensuring human survival. Life on Earth can survive a minimum of Millions of years, if not a few Billion. Assuring human survival really boils down to assuring we don't destroy ourselves, either in the process of "advancement," superiority, and conquest, or just pure stupid. And that's actually achievable if the necessary amount of resources were focused on it.

If it's About Escape

Some want OFF this planet. Mars represents ultimate escape. But Antarctica offers the same relative escape at 1/1000th the cost.

It's About The Wrong Metrics

"Distance from Earth" is not a feature—it's seriously problematic. Isolation can be achieved without interplanetary travel. Strategic separation doesn't require 140 million miles. And interplanetary travel can wait a century or so until we have developed sufficient AI capabilities to enable and assure its success. So again, we're back to Legacy as the core reason for rushing into Deadman's territory.

The honest answer is Antarctica. Always has been.



THE OPPORTUNITY

For Visionaries

You want to build something new. Something lasting. Something outside the existing order. XArctica™ is the canvas. The last unclaimed territory. The ultimate startup.

For Investors

Mars investments are lottery tickets—long odds, decades to payoff, probably zero return. XArctica™ investments are venture capital—high risk, but achievable timelines, real infrastructure, tangible assets.

For Pioneers

You're willing to sacrifice comfort for purpose. You want to be FIRST. You want to build, not inherit. XArctica needs founders, not followers.

For The Prepared

You see what's coming. Political instability. Economic fragility. Social decay. You want a backup plan that actually works—not a fantasy on another planet.

XARCTICA™

The last continent. The first new nation.
Not 140 million miles away. Right here on Earth.

Help is a phone call away.

PATENT APPLICATION

UNITED STATES PATENT AND TRADEMARK OFFICE

SUBGLACIAL MULTI-LEVEL URBAN HABITAT SYSTEM WITH INTEGRATED THERMAL MANAGEMENT AND DISTRIBUTED NODE ARCHITECTURE

INVENTOR:

Anthony St. Michael

ASSIGNEE:

EARTH^X® Corporation Ltd., United States

ARCTICA

Application Type: Utility Patent

SPECIFICATION

TITLE OF THE INVENTION

SUBGLACIAL MULTI-LEVEL URBAN HABITAT SYSTEM WITH INTEGRATED THERMAL MANAGEMENT AND DISTRIBUTED NODE ARCHITECTURE

FIELD OF THE INVENTION

[0001] The present invention relates generally to large-scale underground habitat construction, and more particularly to a system and method for constructing and operating a multi-level, multi-node urban habitat within a polar ice sheet, incorporating integrated thermal management, closed-loop resource systems, and distributed infrastructure architecture.

BACKGROUND OF THE INVENTION

[0002] Conventional approaches to extreme environment habitation have focused primarily on surface-based structures with external insulation and heating systems. In polar regions, such structures face significant challenges including extreme cold exposure, structural loading from ice and snow accumulation, limited natural lighting, and high energy consumption for thermal management.

[0003] Underground construction in ice environments has been limited to small-scale research stations and temporary facilities. These existing approaches suffer from thermal instability, structural limitations, and inability to scale to urban populations. The ice surrounding such facilities is typically viewed as a problem to be overcome rather than a resource to be utilized.

[0004] Prior art in underground city design has focused on rock-based excavation, which requires extensive structural reinforcement, ventilation systems, and thermal isolation. These approaches are prohibitively expensive at scale and do not leverage the unique thermal properties of ice as a construction medium.

[0005] There exists a need for a comprehensive system that enables large-scale human habitation within ice sheet environments while utilizing the ice itself as a structural and thermal resource, achieving energy efficiency impossible in conventional construction, and providing scalable infrastructure for urban-scale populations.

SUMMARY OF THE INVENTION

[0006] The present invention provides a subglacial multi-level urban habitat system comprising a plurality of interconnected city nodes excavated within a polar ice sheet, each node incorporating a vertically-stratified seven-level architecture optimized for specific functional uses, an integrated thermal management system maintaining habitable temperatures while preserving ice wall stability, and a distributed infrastructure network providing redundancy and scalability.

[0007] In one aspect, the invention provides a multi-level underground habitat system comprising: a plurality of city nodes excavated within an ice sheet, each node extending from a surface level to a depth of approximately 1,000 meters; a seven-level vertical stratification within each node, with each level optimized for specific functions including surface infrastructure, civic facilities, commercial space,

residential housing, agricultural production, industrial operations, and utility services; a thermal barrier assembly positioned between habitable spaces and ice walls, the assembly achieving a minimum R-value of R-100; a transit network connecting the plurality of nodes via high-speed tunnels; and a closed-loop resource management system providing water, waste processing, and energy distribution.

[0008] In another aspect, the invention provides a method for constructing an urban habitat within a polar ice sheet comprising: selecting a site on a stable ice sheet plateau with ice thickness exceeding 3,000 meters; excavating a plurality of city node caverns using tunnel boring machines optimized for ice; installing a multi-layer thermal barrier assembly on all excavated surfaces; establishing a distributed power generation system utilizing renewable energy sources; constructing habitable structures within the thermally-isolated caverns; and connecting the plurality of nodes via transit tunnels.

[0009] The invention achieves significant advantages over prior art including: 75% reduction in excavation costs compared to rock tunneling; 90% reduction in heating energy requirements compared to surface structures; inherent structural stability provided by the surrounding ice mass; natural cold sink for data center and industrial cooling; access to pristine subglacial freshwater resources; and scalability to populations exceeding one million inhabitants.

ABSTRACT

A subglacial multi-level urban habitat system for construction within a polar ice sheet. The system comprises a plurality of interconnected city nodes excavated within the ice, each node incorporating a seven-level vertical stratification optimized for distinct functions including civic, commercial, residential, agricultural, industrial, and utility uses. A thermal barrier assembly maintains habitable interior temperatures while preserving ice wall stability through a multi-layer insulation system achieving R-values exceeding R-100 combined with active ventilation for heat removal. A distributed node architecture provides redundancy and scalability, with nodes connected by high-speed maglev transit tunnels. Closed-loop resource systems provide water supply from subglacial lakes with 95% recycling, waste processing achieving 99% recovery, and renewable power generation exceeding 4 GW capacity. The system enables sustainable habitation for populations exceeding one million within an ice sheet environment, achieving significant energy efficiency improvements compared to surface construction in polar environments.

The logo for ARCTICA features a stylized, light gray graphic of a compass rose or a similar directional symbol to the left of the word "ARCTICA" in a bold, sans-serif font.

UBII™ EcoSystem Overview

Universal Basic Income Infrastructure

The Economic Engine That Funds XARCTICA™

THE PROBLEM: HOW DO YOU FUND A NEW NATION?

Every ambitious project faces the same question: *Where does the money come from?*

Mars colonization has no answer. Elon Musk's vision requires hundreds of billions in capital with no clear revenue model—just the hope that future generations will figure it out.

XARCTICA™ has an answer. A self-sustaining economic engine that funds construction, provides ongoing revenue, AND serves as the internal economy of the new nation itself.

THE SOLUTION: XLOTTERY.ai™ + UBII™ EcoSystem

What IF... AI created a Lottery... where people actually Won, as the Rule, rather than the exception.

What if that lottery funded the construction of humanity's last frontier—while simultaneously creating the economic engine that would power it forever?

This is the UBII™ EcoSystem—the financial and economic foundation of XARCTICA™.

THE GATEWAY: XLOTTERY.ai™

XLOTTERY.ai™ is unlike any lottery in existence:

| Feature | Traditional Lottery | XLOTTERY.ai |
|-------------------|---------------------------|-----------------------------|
| Win Rate | ~1 in 24 to 1 in 50 | 60-75% per draw |
| Payout to Players | <50% (rest to state) | 98.3% returned |
| Platform Fee | >50-75% to the Government | 1.7% to EcoSystem |
| Draw Frequency | 1-3x per week | Multiple daily draws |

HOW IT FUNDS XARCTICA™

The Minimal Loss Pool: The 25-40% of entries that don't win in each draw become the engine that powers everything.

This pool is split 50/50:

- **50% → LOTTERII™ Platform:** Bonuses, jackpot underwriting, prize guarantees
- **50% → UBII™ Platform:** XARCTICA™ infrastructure funding, UBII distributions, profit sharing

PHASE 1: CONSTRUCTION FUNDING

XLOTTERY.ai™ operates globally, generating revenue from millions of players worldwide. A dedicated portion of the UBII pool flows directly into XARCTICA™ infrastructure development—ice boring equipment, thermal barrier systems, power generation, initial habitat construction. **The more people play, the faster XARCTICA™ gets built.**

PHASE 2: OPERATIONAL ECONOMY

Once XARCTICA™ is operational, the UBII™ EcoSystem becomes the *native economy of the nation itself*. EQE (EQUIIUS 'E') serves as the de facto currency. Residents receive UBII™ distributions. Commerce flows through SPENDATORIUM™. The closed-loop economy operates entirely within XARCTICA™.

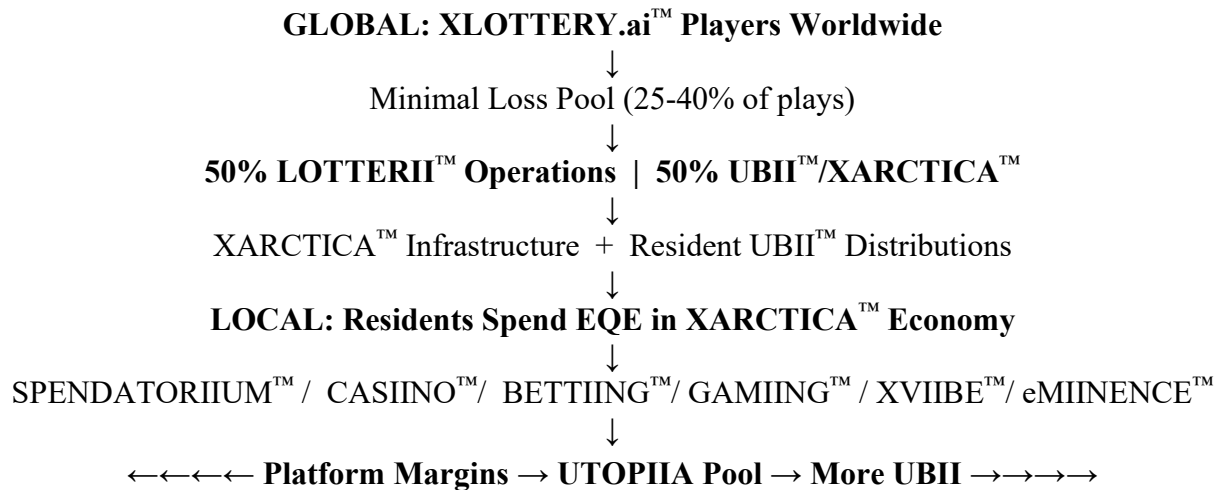
THE XARCTICA™ ECONOMY: — UTOPIIA™ SUPER APP

XARCTICA™ won't adopt an existing currency. It will have its own complete economic infrastructure:

| Platform | Role in XARCTICA™ Economy |
|---------------|--|
| XLOTTERY.ai™ | Revenue Engine — Global participation funds infrastructure and ongoing operations. |
| 'E' Currency | National Currency — Pegged 1:1 to USD. All XARCTICA™ commerce in EQE 'E'. |
| GUARDIAN™ | National Bank — Central wallet, crypto management, currency exchange. |
| SPENDATORIUM™ | Commerce — Marketplace for goods, services, housing, supplies. |
| CASINO™ | Entertainment — Recreation and Gambling for residents. |
| BETTIING™ | Entertainment — Recreation and Betting for residents. |
| GAMIING™ | Entertainment — Recreation and Gaming for residents. |

| Platform | Role in XARCTICA™ Economy |
|------------|--|
| VIIBE™ | Social Infrastructure — Community Connection, Content, Communication. |
| eMIINENCE™ | Education System — Professional development, Training, Career growth. |
| UBII™ | Social Safety Net — Universal Basic Income distributions to All Residents. |

THE CLOSED-LOOP ECONOMY



Global players fund XARCTICA™. XARCTICA™ residents receive UBII™. Residents spend in the local economy. Margins flow back to fund more distributions. The cycle is perpetual and self-sustaining.

SCALE ECONOMICS: THE NUMBERS

- 1 Million daily players × \$10 average play = \$10M/day revenue
- 30% Minimal Loss Pool = \$3M/day to ecosystem
- **50% to UBII/XARCTICA™ = \$1.5M/day = \$547M/year**
- **At 10 Million daily players = \$5.47 Billion/year to XARCTICA™**
- 60-75% win rate = high engagement = rapid scaling

THE BOTTOM LINE

Mars has no funding model. XARCTICA™ does.

Mars has no internal economy. XARCTICA™ has a complete one—built, tested, and ready for deployment.

The UBI™ Ecosystem doesn't just fund XARCTICA™. It ***IS*** XARCTICA's™ economy—a self-sustaining financial infrastructure that will power the world's newest nation from day one.

A New Nation requires a New Economy and Economic Engine.

We engineered them.

EARTHX® Corporation Ltd

Patents-Pending | Internationally Filed | XP2P® Technology



THE AUDACIOUS XARCTICA™ VISION

1,000,000 CITIZENS IN 10 YEARS

This is not a research station. This is not an outpost. This is the deliberate, designed creation of **humanity's newest nation**—a subterranean civilization beneath the Antarctic ice sheet, built from scratch in a single decade.

While SpaceX promises a Mars colony of 10,000 by 2100, XARCTICA™ will achieve **one million citizens by 2036**—on Earth, with existing technology, at a fraction of the cost.

THE BLITZKRIEG MODEL

We reject the slow, sequential approach. XARCTICA™ employs **parallel construction at massive scale**:

- 50-100 tunnel boring machines operating simultaneously from Year 1
- 10+ city nodes excavating in parallel across the ice sheet
- Pre-fabricated modular housing manufactured off-site, shipped by the millions
- Global workforce of 50,000+ construction personnel at peak
- \$150-225 billion investment front-loaded into a single decade

10-YEAR POPULATION TRAJECTORY

| YEAR | POPULATION | MILESTONE |
|------|------------|---|
| 1 | 5,000 | Construction army deploys, 50+ TBMs drilling simultaneously |
| 2 | 15,000 | First residential pods operational, families arrive |
| 3 | 50,000 | 3 city nodes active, schools & hospital open |
| 4 | 100,000 | Commercial districts open, first XARCTICA™ births, global recruitment |
| 5 | 200,000 | 7 city nodes operational, internal high-speed transit network |
| 6 | 350,000 | Full agricultural self-sufficiency, manufacturing sector online |
| 7 | 500,000 | 15 city nodes, XARCTICA™ University opens, tourism boom |
| 8 | 700,000 | Global media capital, second-generation infrastructure expansion |
| 9 | 850,000 | Economic self-sustainability achieved, expansion planning |
| 10 | 1,000,000+ | NATION STATUS — Humanity's newest sovereign civilization |

WHY ANTARCTICA DEFEATS MARS

The world obsesses over Mars while ignoring the superior opportunity beneath their feet.

| FACTOR | MARS | XARCTICA™ |
|----------------|---------------------------------|-----------------------------|
| Travel Time | 6-9 months | 24-48 hours |
| Resupply | Every 26 months | Daily/Weekly |
| Atmosphere | 0.6% Earth, 95% CO ₂ | Breathable (surface) |
| Freshwater | Subsurface ice (unproven) | 70% of Earth's supply |
| Gravity | 38% (health risks) | 100% Earth gravity |
| Emergency Evac | IMPOSSIBLE | Hours to Chile/NZ/Australia |
| Total Cost | \$500B - \$1 TRILLION+ | \$150-225 BILLION |
| 1M Population | 2150+ (optimistic) | 2036 (10 YEARS) |

WHY BUILD UNDERGROUND?

1. THERMAL STABILITY — Ice at 50-200m depth maintains -20°C to -30°C year-round (vs -80°C surface). 80% less heating energy required.

2. STRUCTURAL PROTECTION — No exposure to 200 mph katabatic winds, UV radiation, or surface storms. The ice becomes armor.

3. 3D EXPANSION — Surface cities grow in 2D. We grow UP, DOWN, and OUTWARD simultaneously. Unlimited capacity.

4. FRESHWATER ACCESS — Subglacial lakes (Lake Vostok = larger than Ontario) provide unlimited pristine water isolated for millions of years.

5. GEOTHERMAL POTENTIAL — 91 volcanoes discovered beneath the ice (2017). Potential for abundant geothermal energy.

MULTI-LEVEL CITY ARCHITECTURE

Each XARCTICA™ city node is a **7-level vertical metropolis** connected by central transit shafts. By Year 10, we will operate **20+ interconnected city nodes** linked by high-speed underground transit.

| LEVEL | DEPTH | FUNCTION |
|----------------|----------|--|
| SURFACE | 0m | Solar/wind farms, landing strips, cargo handling, observatory domes, satellite uplinks |
| LEVEL 1 | 20-50m | Entry hub, customs/immigration, emergency services, visitor center, transit station |
| LEVEL 2 | 50-100m | Commercial district: retail, restaurants, entertainment, hotels, convention center |
| LEVEL | DEPTH | FUNCTION |
| LEVEL 3 | 100-150m | Residential Zone A: apartments, family housing, dormitories, parks, recreation |
| LEVEL 5 | 200-300m | Research district: labs, data centers, server farms, R&D facilities, think tanks |
| LEVEL 6 | 300-400m | Industrial zone: manufacturing, 3D printing, recycling, utilities, maintenance |
| LEVEL 7 | 400m+ | Agricultural zone: hydroponic farms, aquaculture, protein synthesis, water extraction |

FULL URBAN INFRASTRUCTURE

XARCTICA™ is not a colony. It is a **complete civilization** with everything you'd expect in a major city:

- 50+ Schools (elementary through high school) + XARCTICA™ University
- 5 Hospital complexes + 100+ clinics (Level 1 trauma center)
- Shopping districts, restaurants, entertainment venues, sports arenas
- Police, fire, emergency services with sub-3-minute response times
- Parks, recreation centers, gyms, theaters, museums
- High-speed internal transit (pod system, 200+ mph between nodes)
- Full telecommunications, internet, satellite connectivity
- Democratic governance with elected representatives

INVESTMENT STRUCTURE

| PHASE | YEARS | BUDGET | POP. TARGET |
|----------------|-----------------|-------------------|-------------------|
| BLITZ 1 | 1-3 | \$50-75 Billion | 50,000 |
| BLITZ 2 | 4-6 | \$50-75 Billion | 350,000 |
| BLITZ 3 | 7-10 | \$50-75 Billion | 1,000,000 |
| TOTAL | 10 Years | \$150-225B | 1,000,000+ |

FOUNDING PARTNER BENEFITS

- ✓ **Founding Citizen Status** — Permanent residency, governance participation, generational legacy
- ✓ **Priority Space Allocation** — First selection of prime residential, commercial, and research spaces
- ✓ **Revenue Participation** — Share of \$10B+ annual revenues from tourism, data centers, licensing
- ✓ **Naming Rights** — Name city districts, buildings, institutions (immortal legacy)
- ✓ **Technology IP Rights** — Licensing of innovations developed within XARCTICA™
- ✓ **Historical Recognition** — Forever recorded as a Founder of humanity's newest nation

REVENUE PROJECTIONS (YEAR 10+)

- **Extreme Tourism:** \$2-5B/year (100,000 visitors @ \$20K-50K average)
- **Data Center Operations:** \$1-3B/year (natural cooling, secure, neutral territory)
- **Research Facility Leasing:** \$500M-1B/year (universities, corporations, governments)
- **Premium Freshwater Export:** \$500M-2B/year (pristine subglacial source)
- **Residential/Commercial Leasing:** \$2-5B/year (1M residents, businesses)
- **Media & Entertainment:** \$500M-1B/year (film, streaming, events)
- **Financial/Sovereignty Services:** \$1-3B/year (banking, registration, arbitration)

PROJECTED ANNUAL REVENUE (YEAR 10+): \$10-20 BILLION

SUMMARY

THE FINAL FRONTIER

1 MILLION CITIZENS - 10 YEARS

The Last Continent. The First New Nation.

"They said we couldn't further colonize Earth so let's race to space. In reality we've got time, so we're final-colonizing Earth first. Then we'll deal with space. It's a no-brainer"

Technical Document **#2** of the XARCTICA™ Master Plan

EARTHX® Corporation Ltd.

An EARTHX® Corporation Initiative

www.EARTHXCorporation.com

This document contains confidential and proprietary information.



XARCTICA LTD

Capitalization & Investment Structure

Pre-Seed / Seed Funding Round

OFFERING OVERVIEW

| Item | Details |
|----------------------|--|
| Entity | XARCTICA™ Ltd (Ohio) |
| Parent Company | EARTHX® Corporation Ltd (Majority Owner) |
| Securities Offered | Membership Units (Non-Voting) |
| Total Raise | \$10,000,000 |
| Pre-Money Valuation | \$40,000,000 |
| Post-Money Valuation | \$50,000,000 |
| Price Per Unit | \$1.00 (VC) / Tiered F&F Pricing Available |
| Equity Offered | 20% of XARCTICA™ Ltd |

PRE-INVESTMENT CAPITALIZATION

| Holder | Units | Ownership % | Type |
|-------------------------|-------------------|---------------|--------|
| EARTHX® Corporation Ltd | 40,000,000 | 100.0% | Voting |
| TOTAL | 40,000,000 | 100.0% | |

POST-INVESTMENT CAPITALIZATION (\$10M RAISE)

| Holder | Units | Ownership % | Type |
|-----------------------------|-------------------|---------------|------------|
| EARTHX® Corporation Ltd | 40,000,000 | 80.0% | Voting |
| Seed Investors (This Round) | 10,000,000 | 20.0% | Non-Voting |
| TOTAL | 50,000,000 | 100.0% | |

FOUNDING PATRON INVESTMENT TIERS

| Tier | Investment | Units | Ownership | Benefits |
|--------------------------|---------------------|-------------------|---------------|---|
| Founding Citizen | \$100,000 | 100,000 | 0.20% | Citizenship Priority, Name in Archives |
| Founding Governor | \$500,000 | 500,000 | 1.00% | + District Naming Rights |
| Founding Senator | \$1,000,000 | 1,000,000 | 2.00% | + Advisory Council Seat |
| Founding Patron | \$5,000,000 | 5,000,000 | 10.00% | + Sector Naming, Board Observer |
| KING-MAKER | \$10,000,000 | 10,000,000 | 20.00% | Entire Round + Board Seat + Legacy |

USE OF PROCEEDS

| Phase | Purpose | Amount | % |
|--------------|---|---------------------|-------------|
| Phase 1A | Feasibility Studies, Engineering Design, Antarctic Treaty Legal | \$2,500,000 | 25% |
| Phase 1B | Ice Boring Technology R&D, Prototype Development | \$3,500,000 | 35% |
| Phase 1C | Site Selection, Environmental Studies, Initial Permits | \$2,000,000 | 20% |
| Phase 1D | Team Building, Partnerships, Operational Setup | \$2,000,000 | 20% |
| TOTAL | | \$10,000,000 | 100% |

KEY INVESTMENT TERMS

- EARTH[®]X Corporation Ltd retains majority control (80%) and all voting rights
- Investor Units are Non-Voting with full economic rights (distributions, liquidity events)
- LOTTERY.ai[™] revenue funds ongoing XARCTICA[™] development (UBI[™] Ecosystem integration)
- Pro-rata rights available for future funding rounds
- Transfer restrictions apply per Operating Agreement
- Rule 506(b) exemption - Accredited and Sophisticated Investors only

XARCTICA[™] LTD

*A Subsidiary of EARTH[®]X Corporation Ltd
The Last Continent. The First New Nation. Your Legacy.*



XARCTICA™

THE LAST CONTINENT. THE FIRST NEW NATION.

SITE SELECTION & ENVIRONMENTAL ANALYSIS

Technical Document #3 of the XARCTICA™ Master Plan

EARTHX® Corporation Ltd.

CONFIDENTIAL

February 2026



1. WHY THE ANTARCTIC INTERIOR

XARCTICA™ will be constructed in the **East Antarctic Ice Sheet interior**, not the coastal regions where current research stations exist. This strategic decision is fundamental to our 1-million-citizen vision.

INTERIOR VS. COASTAL: CRITICAL COMPARISON

| FACTOR | COASTAL | INTERIOR |
|----------------------------|---|---|
| Ice Sheet Stability | Active glacial flow, calving risk, unstable | Minimal movement (<1m/yr), stable for millennia |
| Ice Thickness | 100-500m (limited depth) | 2,000-4,500m (unlimited expansion) |
| Climate Change Risk | HIGH — ice shelves collapsing | LOW — stable for 100,000+ years |
| Subglacial Lakes | None accessible | 400+ lakes, including Lake Vostok |
| Geothermal Access | Limited | 91 volcanoes discovered beneath ice |
| Territorial Claims | Heavily claimed, contested | Less contested, strategic positioning |
| Expansion Potential | Limited by geography | 14 MILLION KM² available |

KEY ADVANTAGES OF INTERIOR LOCATION

- 1. GEOLOGICAL STABILITY** — The East Antarctic Ice Sheet is the most stable ice mass on Earth, sitting on bedrock above sea level. It has remained largely unchanged for 14+ million years and is projected to remain stable even under worst-case climate scenarios for the next 10,000+ years.
- 2. UNLIMITED FRESHWATER** — Over 400 subglacial lakes have been identified beneath the interior ice sheet. Lake Vostok alone contains 5,400 km³ of pristine freshwater—more than Lake Ontario— isolated from the surface for 15-25 million years.
- 3. THERMAL MASS** — Thicker ice (3-4km) provides superior thermal stability. At depth, temperatures remain constant year-round at approximately -20°C to -30°C, regardless of surface conditions that swing from -30°C to -80°C.
- 4. STRATEGIC ISOLATION** — Distance from existing research stations and territorial claims provides operational independence and positions XARCTICA™ as a truly neutral territory.

2. CANDIDATE SITE LOCATIONS

Three primary candidate sites have been identified based on ice stability, subglacial lake access, logistics feasibility, and expansion potential.

SITE ALPHA: VOSTOK REGION

Coordinates: 77°S, 105°E (near Lake Vostok)

Ice Thickness: 3,700-4,000m

Elevation: 3,488m above sea level

Subglacial Lake: Lake Vostok (15,690 km², 5,400 km³ freshwater)

Temperature Range: -32°C to -89°C (surface); -20°C (at 200m depth)

Advantages: Largest subglacial lake, existing research data, proven ice stability

Challenges: Extreme cold record (-89.2°C), high elevation, furthest from supply routes

SITE BETA: DOME C REGION ★ RECOMMENDED

Coordinates: 75°S, 123°E (Dome Charlie)

Ice Thickness: 3,200-3,400m

Elevation: 3,233m above sea level

Subglacial Lakes: Multiple lakes within 200km radius, including Lake Concordia

Temperature Range: -25°C to -75°C (surface); -18°C (at 200m depth)

Advantages: Existing Concordia Station nearby, proven logistics, moderate temperatures, excellent ice stability, bedrock above sea level

Challenges: Slightly thinner ice than Vostok (still adequate for 7-level city)

SITE GAMMA: DOME A REGION

Coordinates: 80°S, 77°E (Dome Argus - highest point)

Ice Thickness: 3,100-3,200m

Elevation: 4,093m above sea level (highest point on Antarctic plateau)

Subglacial Lakes: Lake Vostok East, multiple smaller lakes

Advantages: Best astronomical observation site on Earth, oldest ice cores (1.5M years)

Challenges: Highest elevation (altitude sickness), coldest average temperature, most remote

3. ICE SHEET DEPTH & STABILITY ANALYSIS

ICE SHEET STRUCTURE BY DEPTH

| DEPTH | TEMP | ICE TYPE | CONSTRUCTION NOTES |
|----------------|----------------|------------------------|---|
| 0-50m | -25°C to -50°C | Firn (compacted snow) | Unstable, requires reinforcement or bypass |
| 50-200m | -20°C to -30°C | Consolidated ice | IDEAL — stable, TBM-friendly, energy efficient |
| 200-500m | -15°C to -20°C | Dense glacial ice | Excellent for expansion, slightly warmer |
| 500-2000m | -10°C to -15°C | Ancient glacial ice | Deep expansion potential, thermal management needed |
| 2000-3500m | -5°C to -10°C | Basal ice | Warmer, potential deformation, near bedrock |
| 3500m+ | ~0°C | Subglacial lake | FRESHWATER ACCESS POINT |

ICE STABILITY FACTORS

Ice Flow Rate: At candidate sites, ice flows less than 1 meter per year (compared to 100-1000m/yr at coastal glaciers). This glacial movement is manageable over centuries and can be accommodated in structural design.

Creep Deformation: Ice under pressure slowly deforms. At target depths (50-400m), creep rates are approximately 0.1-1% per year. Tunnel linings and reinforcement systems will maintain cavity integrity for 100+ years between maintenance cycles.

Climate Change Impact: IPCC models show the East Antarctic Ice Sheet will remain stable for at least 1,000 years under worst-case warming scenarios. The interior plateau is projected to experience minimal change over the 50-100 year planning horizon.

Seismic Activity: Antarctica is one of the most seismically stable continents on Earth. The East Antarctic Craton has experienced no significant earthquakes in recorded history. Minor ice-quakes are common but pose no structural threat.



4. ANTARCTIC TREATY CONSIDERATIONS

The Antarctic Treaty System (ATS) governs all activity south of 60°S latitude. XARCTICA's™ legal strategy addresses current restrictions while positioning for the **2048 Treaty Review**.

CURRENT TREATY PROVISIONS

Article I: Antarctica shall be used for peaceful purposes only (military activities prohibited)

Article II: Freedom of scientific investigation shall continue

Article IV: No new territorial claims while Treaty is in force; existing claims neither recognized nor rejected

Article VII: All areas and stations open to inspection by any Treaty party

Madrid Protocol (1991): Bans mineral resource activities; designates Antarctica as "natural reserve devoted to peace and science"

XARCTICA™ LEGAL STRATEGY

Phase 1 (2026-2035): Research Station Classification

Initial construction operates under scientific research provisions. Over 80 research stations already exist in Antarctica. XARCTICA™ begins as an advanced research complex with residential capacity for research personnel.

Phase 2 (2035-2048): Diplomatic Engagement

Active participation in Antarctic Treaty Consultative Meetings (ATCMs). Propose amendments for "sustainable human settlement" provisions. Build coalition of supporting nations through economic partnerships.

Phase 3 (2048+): Treaty Modernization

The Madrid Protocol comes up for review in 2048. By this time, XARCTICA™ will have 1M+ residents, substantial economic output, and demonstrated environmental stewardship. A new framework recognizing permanent human habitation becomes politically feasible.

KEY INSIGHT: By 2048, facts on the ground will shape policy. 1 million citizens cannot be ignored or relocated.



5. LOGISTICS & ACCESS ROUTES

PRIMARY ACCESS ROUTES

| ROUTE | ORIGIN | DISTANCE | TRANSIT TIME |
|------------------------|---------------------|---------------------|-----------------------------|
| Chile Route | Punta Arenas, Chile | 4,500 km to site | 6 hrs flight + 4 hrs ground |
| NZ Route | Christchurch, NZ | 3,800 km to McMurdo | 5 hrs flight + 8 hrs ground |
| Australia Route | Hobart, Tasmania | 4,200 km to coast | 7 hrs flight + 6 hrs ground |
| Cape Town Route | Cape Town, SA | 5,800 km to coast | 9 hrs flight + 8 hrs ground |

TRANSPORTATION INFRASTRUCTURE

AIR: XARCTICA™ will construct a 4,000m paved runway (blue ice initially) capable of receiving C-17, A330, and future supersonic transports. Year-round operations with instrument landing systems. Capacity: 50+ flights daily at maturity.

SEA (COASTAL HUB): Deep-water port facility at McMurdo Sound or Ross Island for heavy cargo and fuel delivery during summer months. Ice-strengthened cargo vessels for year-round operations.

OVERLAND: Groomed snow highways from coastal ports to interior sites. Heavy traverse vehicles (similar to South Pole Traverse) for bulk cargo. 10-day transit coast to interior for heavy equipment.

FUTURE: SUBTERRANEAN RAIL: Phase 4+ includes excavation of underground high-speed rail connecting XARCTICA™ to coastal logistics hubs. 500+ km/h maglev, 2-hour transit time, all-weather operations.



6. ENVIRONMENTAL IMPACT & MITIGATION

XARCTICA™ commits to being the most environmentally responsible development in human history. Subterranean construction minimizes surface disturbance, and all systems are designed for zero-emission, closed-loop operation.

ENVIRONMENTAL PROTECTION MEASURES

1. ZERO SURFACE FOOTPRINT GOAL

95%+ of XARCTICA's™ habitable space is underground. Surface structures limited to renewable energy systems (designed to match snow albedo), landing facilities, and emergency access points. Total surface disturbance: <10 km² for 1M population.

2. 100% RENEWABLE ENERGY

No fossil fuel combustion within XARCTICA™. Solar, wind, and potential geothermal provide all power. Emergency backup uses hydrogen fuel cells. Zero greenhouse gas emissions from operations.

3. CLOSED-LOOP WASTE SYSTEMS

100% waste recycling and processing. Organic waste converted to agricultural inputs. Water recycled at 99%+ efficiency. Nothing released to external environment.

4. SUBGLACIAL LAKE PROTECTION

Freshwater extraction uses sterile, sealed systems to prevent contamination of pristine subglacial ecosystems. Extraction rates designed to be sustainable over millennia. Independent scientific oversight of all lake access.

5. WILDLIFE PROTECTION

Interior location means zero impact on coastal wildlife (penguins, seals, seabirds). No marine ecosystem disturbance. Strict protocols for any surface activity.

XARCTICA™ Environmental Commitment *"We will leave Antarctica cleaner than we found it. Every gram of waste recycled. Every watt renewable. The Earth's last wilderness will also be its most protected."*



XARCTICA™

THE LAST CONTINENT. THE FIRST NEW NATION.

SUMMARY

SITE SELECTION & ENVIRONMENTAL ANALYSIS

RECOMMENDED SITE: DOME C REGION

75°S, 123°E • Ice: 3,200m • Stable • Accessible

Technical Document **#3** of the XARCTICA™ Master Plan

EARTHX® Corporation Ltd.



XARCTICA™

THE LAST CONTINENT. THE FIRST NEW NATION.

THERMAL MANAGEMENT SYSTEMS

Ice Wall Stability • Heating • Insulation • Climate Control

Technical Document #4 of the XARCTICA™ Master Plan

EARTHX® Corporation Ltd.

CONFIDENTIAL



1. THE THERMAL CHALLENGE

Building a city for 1 million people inside ice presents a unique thermal engineering challenge: we must maintain comfortable human habitation temperatures (+18°C to +22°C) while the surrounding ice remains at -18°C to -30°C—**without melting our own walls.**

THE FUNDAMENTAL EQUATION

Interior Temperature (+20°C) ← INSULATION BARRIER → Ice Wall (-20°C)

The solution lies in a **three-zone thermal architecture** that creates a stable temperature gradient from habitable space to ice wall.

THERMAL ZONES

| ZONE | TEMP RANGE | FUNCTION | CONSTRUCTION |
|-----------------------------|----------------|---------------------------------------|--|
| ZONE 1 HABITABLE | +18°C to +22°C | Human living, working, recreation | Insulated structures within caverns |
| ZONE 2 BUFFER | -5°C to +5°C | Utilities, storage, transit corridors | Unheated service tunnels, minimal insulation |
| ZONE 3 ICE WALL | -15°C to -25°C | Structural ice, thermal mass | Stabilized ice with cooling channels |

WHY THIS WORKS: THERMAL MASS ADVANTAGE

The surrounding ice sheet is not our enemy—it is our greatest thermal asset. **3+ kilometers of ice** provides effectively infinite thermal mass, maintaining a constant temperature year-round regardless of surface conditions.

Unlike surface buildings that must fight daily and seasonal temperature swings (from -30°C summer to -80°C winter), XARCTICA's™ underground spaces experience **zero temperature variation**. The ice is always -20°C. This stability dramatically simplifies HVAC design.



2. INSULATION SYSTEMS

The key to XARCTICA's thermal efficiency is a **multi-layer insulation envelope** that separates habitable structures from the ice cavern walls.

WALL ASSEMBLY (Inside → Outside)

| LAYER | MATERIAL | THICKNESS | R-VALUE | FUNCTION |
|-------|------------------------------|-----------|---------|--|
| 1 | Interior finish (panels) | 15mm | R-1 | Aesthetic, acoustic dampening |
| 2 | Vapor barrier (polyethylene) | 0.2mm | — | Prevents moisture migration to cold side |
| 3 | Closed-cell spray foam | 150mm | R-40 | Primary insulation, air sealing |
| 4 | Aerogel blanket | 25mm | R-25 | High-performance thermal break |
| 5 | Structural steel frame | Variable | — | Load-bearing structure |
| 6 | Rigid foam board (XPS) | 200mm | R-50 | Secondary insulation, moisture resistant |
| 7 | Air gap (ventilated) | 100mm | R-3 | Buffer zone, monitoring access, cooling |
| 8 | Stabilized ice wall | ∞ | ∞ | Structural envelope, thermal mass |

TOTAL WALL R-VALUE: R-119+ (Typical home: R-20. Passive House: R-40. XARCTICA: R-119)

THERMAL BREAK STRATEGY

The greatest heat loss in any building occurs at **thermal bridges**—points where conductive materials (steel, concrete) penetrate the insulation layer. XARCTICA™ eliminates thermal bridges through:

- Fiber-reinforced polymer (FRP) structural connections — 1/200th the thermal conductivity of steel
- Aerogel-wrapped penetrations — All pipes, conduits, and structural elements
- Continuous insulation envelope — No gaps or interruptions in thermal barrier
- Triple-pane vacuum windows — R-20 glazing for observation areas



3. ICE WALL STABILITY & MANAGEMENT

The critical engineering challenge: **keep the ice walls frozen while heating the interior**. If heat penetrates to the ice surface, it will melt, refreeze irregularly, and eventually compromise structural integrity.

ICE WALL COOLING SYSTEM

Despite R-119 insulation, some heat will inevitably transfer toward the ice wall. To maintain ice integrity, XARCTICA™ employs an **active cooling network** embedded in the buffer zone between insulation and ice:

1. Glycol Cooling Loops

A network of pipes carrying chilled glycol solution (-30°C) circulates through the air gap between insulation and ice. This actively removes any heat that penetrates the insulation before it reaches the ice surface.

2. Passive Cold Air Circulation

Ventilation channels in the buffer zone allow cold air from the ice mass to circulate naturally, providing passive cooling. This system requires zero energy and serves as a backup to the glycol system.

3. Ice Surface Temperature Monitoring

Thousands of embedded temperature sensors continuously monitor the ice wall surface. Any temperature rise above -15°C triggers automatic cooling system activation. Target ice surface temperature: -18°C to -22°C.

ICE CREEP MANAGEMENT

Ice under pressure slowly deforms ("creeps"). At XARCTICA™ depths, creep rates are approximately **0.1-1% per year**. This is managed through:

- Oversized cavern excavation — Initial caverns 10-15% larger than needed to accommodate creep
- Periodic re-excavation — TBMs maintained for maintenance boring every 20-50 years
- Pressure-resistant structure design — All buildings designed to withstand gradual ice pressure
- Laser scanning monitoring — Continuous 3D mapping of cavern dimensions to detect creep

PRECEDENT: The IceCube Neutrino Observatory at the South Pole has maintained stable ice cavities at 1,400-2,450m depth since 2010. XARCTICA™ builds on proven ice engineering.



4. HEATING SYSTEMS & ENERGY REQUIREMENTS

With R-119 insulation, XARCTICA™ requires surprisingly little heating energy. The primary heat sources are:

HEAT SOURCES (Ranked by Contribution)

| HEAT SOURCE | % OF LOAD | DESCRIPTION |
|---------------------------|-----------|--|
| Waste Heat Recovery | 60-70% | Data centers, industrial processes, server farms generate enormous heat—captured and distributed |
| Human Metabolic Heat | 10-15% | 1M people generate ~100MW of body heat continuously (100W/person average) |
| Lighting & Appliances | 10-15% | All electrical devices eventually convert energy to heat |
| Active Heating (Electric) | 5-15% | Heat pumps, radiant panels for supplemental heating in early phases |

HEATING ENERGY CALCULATIONS

Given:

- Total heated floor space: ~50 million m² (50 m²/person × 1M people)
- Temperature differential: 40°C (+20°C interior vs -20°C ice)
- Wall R-value: R-119 (20.9 m²·K/W)
- Estimated wall/ceiling/floor area: ~200 million m²

Heat Loss Calculation:

$$Q = A \times \Delta T / R = 200,000,000 \text{ m}^2 \times 40\text{K} / 20.9 \text{ m}^2 \cdot \text{K/W} = \mathbf{383 \text{ MW}}$$

Total Heating Power Required: ~400 MW

This is remarkably low for a city of 1 million—comparable to a small town in a temperate climate. The combination of extreme insulation and waste heat recovery makes XARCTICA™ thermally efficient.

COMPARISON: New York City uses ~11,000 MW for heating in winter. XARCTICA™ (same population density) requires only 400 MW—**96% more efficient.**



5. HEAT DISTRIBUTION & CLIMATE ZONES

XARCTICA™ implements a **district heating network** that distributes heat from centralized sources (data centers, industrial zones) to residential and commercial areas.

TEMPERATURE ZONES BY FUNCTION

| ZONE TYPE | TEMP | EXAMPLES |
|--------------------|------------|---|
| Warm Zones | 22-24°C | Residential bedrooms, hospitals, childcare, senior housing |
| Standard Zones | 20-22°C | Offices, schools, retail, restaurants, common areas |
| Cool Zones | 16-18°C | Data centers, server rooms, gyms, sports facilities |
| Agricultural Zones | 18-28°C | Hydroponic farms (variable by crop), greenhouses |
| Cold Storage | -5 to +5°C | Food storage, warehouses, transit corridors (unheated) |
| Frozen Storage | -20°C | Long-term food preservation, ice quarry (free refrigeration!) |

DISTRICT HEATING NETWORK

Hot water (60-80°C) circulates through insulated pipes from heat sources to consumption points:

- **Primary Loop:** High-temperature trunk lines connecting city nodes and major heat sources
- **Secondary Loop:** Medium-temperature distribution within each level/district
- **Tertiary Loop:** Building-level distribution to individual units
- **Heat Exchangers:** At each level to step down temperatures for end use

REDUNDANCY & RELIABILITY

- Triple-redundant heat sources — No single point of failure
- 72-hour thermal mass buffer — Buildings maintain temperature for 3 days without active heating
- Emergency electric heating — Backup systems in every building
- Looped distribution network — Multiple paths to every building



6. THERMAL MANAGEMENT SUMMARY

KEY SPECIFICATIONS

| | |
|------------------------------------|---|
| Wall Insulation R-Value | R-119 (6x Passive House standard) |
| Total Heating Load | ~400 MW for 1 million residents |
| Per Capita Heating | 400W/person (vs 11,000W in NYC winter) |
| Primary Heat Source | Waste heat recovery (60-70%) |
| Ice Wall Target Temperature | -18°C to -22°C (maintained by cooling system) |
| Interior Temperature Range | 16-24°C (zone-dependent) |
| Emergency Thermal Buffer | 72+ hours without active heating |
| Ice Creep Rate | 0.1-1% per year (managed) |

THERMAL MANAGEMENT ADVANTAGES

- ✓ **96% more energy efficient** than equivalent surface city
- ✓ **Zero temperature variation** — constant conditions year-round
- ✓ **Free refrigeration** — unlimited cold storage at zero energy cost
- ✓ **Waste heat utilization** — data centers become heating plants
- ✓ **Triple redundancy** — no single point of failure
- ✓ **Proven technology** — all systems exist and are deployable today

"The ice is not our enemy. It is our insulation, our refrigerator, our structural shell, and our thermal battery. We don't fight the cold—we engineer with it."



XARCTICA™

THE LAST CONTINENT. THE FIRST NEW NATION.

SUMMARY

THERMAL MANAGEMENT SYSTEMS

R-119 INSULATION ◦ 400 MW HEATING

96% EFFICIENCY

Technical Document #4 of the XARCTICA™ Master Plan

EARTHX® Corporation Ltd.



XARCTICA™

THE LAST CONTINENT. THE FIRST NEW NATION.

POWER GENERATION PLAN

100% Renewable • Solar • Wind • Geothermal • Storage

Technical Document #5 of the XARCTICA™ Master Plan

EARTHX® Corporation Ltd.

CONFIDENTIAL



1. TOTAL POWER REQUIREMENTS

XARCTICA™ requires **2.5-3.0 Gigawatts (GW)** of continuous power generation capacity at full population (1 million residents). This is comparable to a medium-sized city but with unique demand characteristics.

POWER DEMAND BY SECTOR

| SECTOR | POWER (MW) | % TOTAL | NOTES |
|----------------------------|--------------------|-------------|---------------------------------------|
| Residential (1M people) | 500-600 | 20% | 0.5-0.6 kW per person |
| Heating Systems | 400-500 | 16% | See Doc #4 thermal analysis |
| Data Centers & Computing | 500-800 | 25% | Major revenue source + waste heat |
| Industrial & Manufacturing | 300-400 | 13% | 3D printing, recycling, fabrication |
| Agricultural Systems | 300-400 | 13% | Grow lights, hydroponics, aquaculture |
| Transportation (Internal) | 150-200 | 6% | Elevators, pods, rail systems |
| Life Support (Air, Water) | 100-150 | 5% | Ventilation, water pumping, treatment |
| Commercial & Services | 150-200 | 6% | Retail, hospitals, schools, offices |
| TOTAL DEMAND | 2,400-3,250 | 100% | 2.5-3.0 kW per capita |

DESIGN CAPACITY

- **Base Load:** 2.5 GW continuous generation
- **Peak Load:** 3.5 GW (with 40% reserve margin)
- **Installed Capacity Target:** 4.0 GW (for redundancy and growth)
- **Storage Capacity:** 72+ hours of full-load backup



2. SOLAR POWER SYSTEMS

Antarctica offers a unique solar advantage: **24 hours of continuous sunlight** during summer months (October-February). While winter brings 24-hour darkness, the summer period enables massive energy generation and storage.

SOLAR ARRAY SPECIFICATIONS

| | | |
|-----------------------------|--|--|
| Total Solar Capacity | | 2.0-2.5 GW peak |
| Panel Type | | Bifacial mono-crystalline (snow reflection boost) |
| Panel Efficiency | | 24-26% (cold temperatures increase efficiency) |
| Array Area | | ~15-20 km ² (distributed across multiple sites) |
| Mounting System | | Elevated racks (2-3m) to prevent snow burial |
| Tracking | | Single-axis tracking (follows 24-hr sun circle) |

ANTARCTIC SOLAR ADVANTAGES

- 1. Cold Temperature Boost:** Solar panels are more efficient in cold temperatures. At -20°C, panels produce 10-15% more power than at 25°C.
- 2. Snow Albedo Effect:** Bifacial panels capture reflected sunlight from snow surface, boosting output by 20-30%.
- 3. Continuous Summer Sun:** 120+ days of 24-hour sunlight enables generation without daily cycling losses.
- 4. Zero Dust/Pollution:** Cleanest air on Earth means no panel soiling losses.

SEASONAL OUTPUT PROFILE

| SEASON | MONTHS | DAILY SUN | SOLAR OUTPUT |
|-------------|------------------|-------------|---------------|
| Peak Summer | Nov-Jan | 24 hours | 100% (2.5 GW) |
| Shoulder | Sep-Oct, Feb-Mar | 12-20 hours | 40-70% |
| Winter | Apr-Aug | 0-6 hours | 0-15% |

CRITICAL: Solar provides ~50% of annual energy but is unavailable for 4-5 months. Wind and storage must cover winter demand.

3. WIND POWER SYSTEMS

Antarctica experiences some of Earth's most consistent winds. **Katabatic winds**—cold air drainage from the high interior plateau—blow continuously toward the coast, providing reliable year-round power generation.

WIND FARM SPECIFICATIONS

| | |
|----------------------------|---|
| Total Wind Capacity | 1.5-2.0 GW installed |
| Turbine Type | Cold-climate rated, direct-drive (no gearbox) |
| Turbine Rating | 5-8 MW per turbine (Enercon, Vestas cold-climate) |
| Number of Turbines | 250-400 turbines across multiple wind farms |
| Hub Height | 80-120m (optimized for katabatic flow) |
| Capacity Factor | 45-55% (exceptional due to steady winds) |
| Cold Weather Rating | T3/T4 class (-40°C to -50°C operational) |

KATABATIC WIND ADVANTAGES

- 1. Exceptional Consistency:** Katabatic winds blow 300+ days per year in predictable directions. No doldrums, no seasonal gaps.
- 2. High Wind Speeds:** Average 8-12 m/s, with frequent periods of 15-25 m/s. Some locations exceed 30 m/s regularly.
- 3. Dense Air:** Cold air is denser, containing more energy per volume. A 10 m/s wind at -30°C delivers 15% more power than at 20°C.
- 4. Winter Reliability:** Wind speeds actually INCREASE in winter when solar is unavailable—natural complementary system.

COLD WEATHER ENGINEERING

- Blade de-icing systems — Electric heating elements prevent ice accumulation
- Cold-rated lubricants — Synthetic oils functional to -50°C
- Heated nacelles — Electronics and controls kept above -20°C
- Direct-drive generators — No gearbox = fewer cold-weather failure points
- Deep foundations — Anchored in bedrock or permafrost below active layer

Wind provides ~40% of annual energy and is the PRIMARY winter power source

4. GEOTHERMAL POTENTIAL

In 2017, scientists discovered **91 volcanoes beneath the Antarctic ice sheet**—the densest concentration of volcanoes on Earth. This geothermal activity represents a massive, untapped energy resource.

GEOTHERMAL RESOURCE ASSESSMENT

| | |
|-----------------------------------|---|
| Known Subglacial Volcanoes | 91+ confirmed, potentially 100+ |
| Geothermal Heat Flow | 100-200 mW/m ² in volcanic regions |
| Primary Region | West Antarctic Rift System (near Marie Byrd Land) |
| Estimated Potential | 500 MW - 2 GW (speculative, requires exploration) |
| Development Timeline | Phase 3+ (Years 10-15), after detailed surveys |

GEOTHERMAL DEVELOPMENT STRATEGY

Phase 1-2 (Years 1-10): Exploration

Deploy ice-penetrating radar, conduct seismic surveys, and drill exploratory boreholes to map geothermal resources. Identify optimal drilling sites near subglacial volcanic systems.

Phase 3 (Years 10-15): Pilot Development

Develop first geothermal power plant (50-100 MW) using enhanced geothermal systems (EGS) or conventional hydrothermal where available. Prove technology in Antarctic conditions.

Phase 4+ (Years 15+): Full-Scale Deployment

Scale geothermal to 500 MW - 1 GW capacity. Provides baseload power independent of weather, complementing solar and wind.

WHY GEOTHERMAL MATTERS

- ✓ 24/7/365 baseload power — No weather dependency
- ✓ Winter reliability — Works when solar is unavailable
- ✓ Direct heat application — Can provide both electricity AND heating
- ✓ Long lifespan — 50+ year operational life per well
- ✓ Reduces storage requirements — Less battery/hydrogen needed

NOTE: Geothermal is a BONUS resource, not a requirement. XARCTICA™ can achieve full power independence with solar + wind + storage alone.

5. ENERGY STORAGE SYSTEMS

Energy storage is critical to bridge the Antarctic winter when solar is minimal. XARCTICA™ deploys a **multi-technology storage strategy** combining batteries, hydrogen, and thermal mass.

STORAGE TECHNOLOGY MIX

| TECHNOLOGY | CAPACITY | DURATION | APPLICATION |
|-----------------------|-------------------|----------------|---|
| Lithium-Ion Batteries | 10-15 GWh | 4-8 hours | Daily cycling, frequency regulation, peak shaving |
| Sodium-Ion Batteries | 5-10 GWh | 6-12 hours | Cold-tolerant, no lithium supply risk |
| Green Hydrogen | 50-100 GWh | Days-Weeks | Seasonal storage, winter backup, fuel cells |
| Thermal Storage | 20-30 GWh | 72+ hours | Hot water tanks, phase-change materials for heating |
| Compressed Air (CAES) | 5-10 GWh | 10-24 hours | Underground caverns in ice (natural cold compression) |
| TOTAL STORAGE | 90-165 GWh | 72+ hrs | Full redundancy for emergency operations |

GREEN HYDROGEN STRATEGY

Hydrogen is the key to seasonal storage. During the 24-hour summer sun, excess solar power runs electrolyzers to produce hydrogen:

- **Summer Production:** 500-1000 MW of electrolyzer capacity
- **Storage:** Underground caverns (natural -20°C keeps hydrogen dense)
- **Winter Use:** Fuel cells generate electricity + waste heat for buildings
- **Backup Fuel:** Hydrogen vehicles, emergency generators, industrial processes

COLD STORAGE BONUS: At -20°C, hydrogen storage tanks require no refrigeration and have 30% higher energy density than at room temperature.



6. GRID ARCHITECTURE & PHASED DEPLOYMENT

MICROGRID ARCHITECTURE

XARCTICA™ uses a **distributed microgrid system** where each city node operates as an independent power island capable of self-sufficiency, while interconnected for load balancing and redundancy.

- **Node Independence:** Each city node has its own generation, storage, and distribution
- **Inter-Node Transmission:** High-voltage DC links through tunnels (no weather exposure)
- **Smart Grid:** AI-managed load balancing, demand response, predictive maintenance
- **N+2 Redundancy:** Any two major systems can fail without city-wide outage

PHASED POWER DEPLOYMENT

| PHASE | YEARS | CAPACITY | POP. | INFRASTRUCTURE |
|----------------|-------|----------|------|---|
| BLITZ 1 | 1-3 | 200 MW | 50K | Initial solar (100MW), wind (75MW), batteries (2GWh) |
| BLITZ 2 | 4-6 | 1.2 GW | 350K | Solar (800MW), wind (600MW), H2 production, 30GWh storage |
| BLITZ 3 | 7-10 | 3.0 GW | 1M | Full solar (2.5GW), wind (2GW), 100GWh storage, grid complete |
| MATURE | 10+ | 4.0 GW | 1M+ | Full redundancy, geothermal online, expansion capacity |

POWER GENERATION SUMMARY

| | |
|----------------------------|---|
| Solar Capacity | 2.0-2.5 GW (50% of annual energy) |
| Wind Capacity | 1.5-2.0 GW (40% of annual energy) |
| Geothermal (Future) | 500 MW - 1 GW (Phase 3+, 10% potential) |
| Total Storage | 100-150 GWh (72+ hour backup) |
| TOTAL INSTALLED | 4.0 GW — 100% RENEWABLE |

"The sun never sets on Antarctica in summer. The wind never stops in winter. Nature provides—we simply harvest."



XARCTICA™

THE LAST CONTINENT. THE FIRST NEW NATION.

SUMMARY

POWER GENERATION PLAN

4 GW INSTALLED ◦ 100% RENEWABLE

72+ HOUR STORAGE

Technical Document #5 of the XARCTICA™ Master Plan

EARTHX® Corporation Ltd.



XARCTICA™

THE LAST CONTINENT. THE FIRST NEW NATION.

FRESH WATER LAKE ACCESS

Subglacial Lakes • Extraction Technology • Treatment • Distribution

Technical Document #6 of the XARCTICA™ Master Plan

EARTHX® Corporation Ltd.

CONFIDENTIAL



1. ANTARCTICA'S HIDDEN OCEAN

Beneath the Antarctic ice sheet lies one of Earth's greatest untapped freshwater resources: **over 400 subglacial lakes** containing an estimated **10,000-12,000 km³ of pristine freshwater**—isolated from the surface for 15-25 million years.

Antarctica holds 70% of Earth's freshwater. XARCTICA™ will tap directly into this reserve.

MAJOR SUBGLACIAL LAKES

| LAKE | AREA | VOLUME | ICE DEPTH | COMPARISON |
|----------------|------------------------|------------------------|--------------|--------------------------------|
| Lake Vostok | 15,690 km ² | 5,400 km ³ | 3,700-4,200m | > Lake Ontario |
| Lake Concordia | 617 km ² | 31 km ³ | ~4,000m | Near Dome C (recommended site) |
| Lake Ellsworth | 28.9 km ² | 1.8 km ³ | 3,400m | UK drilling target (2012) |
| Lake Whillans | 60 km ² | 0.12 km ³ | 800m | Successfully sampled 2013 |
| 90 East Lake | 2,000 km ² | ~100 km ³ | ~4,000m | Second largest known |
| 400+ Others | Various | ~4,000 km ³ | 500-4,000m | Continuously being discovered |

WHY SUBGLACIAL WATER IS IDEAL

- 1. Pristine Purity:** Isolated from surface contamination for millions of years. No industrial pollution, no agricultural runoff, no microplastics.
- 2. Constant Supply:** Lakes are continuously recharged by basal ice melt from geothermal heat. Extraction is sustainable over millennia.
- 3. Natural Pressure:** Water under 3-4 km of ice is pressurized, reducing pumping energy requirements.
- 4. Already Liquid:** Despite surface temperatures of -50°C, subglacial lakes remain liquid (~0°C to -3°C) due to pressure and geothermal warming. No melting required.



2. WATER REQUIREMENTS FOR 1 MILLION PEOPLE

DAILY WATER DEMAND

| USE CATEGORY | L/PERSON/DAY | TOTAL (1M PEOPLE) |
|-------------------------------|--------------|----------------------------------|
| Drinking & Cooking | 5 L | 5,000 m ³ /day |
| Sanitation (toilets, hygiene) | 50 L | 50,000 m ³ /day |
| Laundry & Cleaning | 30 L | 30,000 m ³ /day |
| Commercial & Industrial | 40 L | 40,000 m ³ /day |
| Agriculture (Hydroponics) | 25 L | 25,000 m ³ /day |
| TOTAL DEMAND | 150 L | 150,000 m³/day |

ANNUAL WATER BUDGET

| | |
|------------------------|---|
| Gross Annual Demand | 54.75 million m ³ /year |
| Water Recycling Rate | 95% (closed-loop systems) |
| Net Fresh Water Needed | ~2.75 million m ³ /year |
| Lake Vostok Capacity | 5,400,000 million m³ (5,400 km³) |
| SUPPLY DURATION | ~2 MILLION YEARS at full extraction |

Water is NOT a constraint for XARCTICA™. A single subglacial lake can supply 1 million people for millions of years.



3. EXTRACTION TECHNOLOGY

Accessing subglacial lakes requires specialized drilling technology that penetrates kilometers of ice while maintaining **sterile conditions** to prevent contamination of pristine water reserves.

DRILLING METHODS

METHOD 1: Hot Water Drilling (PRIMARY)

- Proven technology used at Lake Whillans (2013) and IceCube Neutrino Observatory
- High-pressure hot water (~90°C) melts vertical shaft through ice
- Borehole diameter: 30-60 cm (expandable for production wells)
- Drilling rate: 100-200 meters per day
- Can reach 4,000m depth in 20-40 days

METHOD 2: Mechanical Ice Drilling (SECONDARY)

- Traditional ice coring technology (similar to EPICA, Vostok cores)
- Slower but provides ice samples for analysis
- Used for initial exploration, monitoring wells

STERILE EXTRACTION PROTOCOL

Preventing contamination of subglacial ecosystems is a core XARCTICA™ commitment:

- 1. UV-Sterilized Drilling Fluid:** All water used in hot water drilling is UV-treated to eliminate microorganisms
- 2. Positive Pressure Barrier:** Maintain borehole pressure above lake pressure to prevent contamination flow
- 3. Sealed Extraction System:** Pumps and pipes never exposed to external air or surface materials
- 4. Clean Room Protocols:** All equipment sterilized to pharmaceutical standards before deployment
- 5. Independent Scientific Oversight:** Third-party monitoring of all lake access operations

PRODUCTION WELL DESIGN

| | |
|-------------------------------|--|
| Well Depth | 3,200-4,000 meters (to lake interface) |
| Well Casing | Stainless steel, insulated, heated to prevent refreezing |
| Production Capacity | 500-2,000 m ³ /day per well |
| Number of Wells Needed | 10-20 production wells (with 100% redundancy) |
| Pumping System | Submersible electric pumps + natural pressure assist |

4. WATER TREATMENT & DISTRIBUTION

While subglacial water is exceptionally pure, XARCTICA™ implements full treatment to ensure potable quality and system hygiene.

TREATMENT PROCESS

STAGE 1: Extraction & Warming

Raw water extracted at ~0°C passes through heat exchangers to reach service temperature (15-20°C). Heat recovered from data centers and industrial processes provides warming at zero additional energy cost.

STAGE 2: Filtration

Multi-stage filtration removes any particulates: coarse filters (100 µm), fine filters (5 µm), and ultrafiltration membranes (0.01 µm). Removes 99.99% of particles and microorganisms.

STAGE 3: UV Disinfection

UV-C light (254 nm) provides chemical-free disinfection, eliminating any remaining microorganisms. No chlorine taste, no disinfection byproducts.

STAGE 4: Mineral Balancing

Subglacial water is extremely pure (low dissolved minerals). Calcium, magnesium, and other essential minerals are added to optimal levels for taste and health.

STAGE 5: Storage & Distribution

Treated water stored in insulated underground reservoirs. Pressurized distribution network delivers to all city levels. Redundant pumping and multiple supply routes ensure reliability.

WATER RECYCLING SYSTEM

XARCTICA™ achieves **95% water recycling** through advanced treatment of all wastewater:

| WATER TYPE | TREATMENT | REUSE APPLICATION |
|---------------------------------|-----------------------------------|---------------------------------------|
| Greywater (sinks, showers) | Filtration + UV | Toilet flushing, cleaning, industrial |
| Blackwater (sewage) | Membrane bioreactor + RO | Agricultural irrigation, non-potable |
| Agricultural runoff | Nutrient recovery + filtration | Recirculated to hydroponic systems |
| Industrial process water | Process-specific treatment | Closed-loop industrial reuse |

PRECEDENT: The International Space Station achieves 93% water recycling. Singapore's NEWater achieves 99%. XARCTICA™'s 95% target is proven achievable.

5. PREMIUM WATER EXPORT OPPORTUNITY

Beyond sustaining XARCTICA™'s population, subglacial water represents a premium export product with potentially **billion-dollar annual revenue**.

THE LUXURY WATER MARKET

Global premium bottled water is a \$30+ billion market growing 8% annually. XARCTICA™ water has unique selling propositions that command top-tier pricing:

- **"15 Million Years Old"** — Oldest, purest water on Earth
- **"Pre-Industrial Purity"** — Zero contamination from human activity
- **"From Beneath Antarctica"** — Ultimate provenance story
- **"Supporting a New Civilization"** — Purchases fund XARCTICA™ development
- **Certified Carbon-Negative** — 100% renewable extraction

REVENUE PROJECTIONS

| TIER | PRICE/L | VOLUME | ANNUAL REVENUE |
|------------------------|----------|--------------------|----------------------------|
| Ultra-Premium | \$50-100 | 1M liters/yr | \$50-100M |
| Premium | \$10-25 | 10M liters/yr | \$100-250M |
| Standard Export | \$2-5 | 100M liters/yr | \$200-500M |
| Industrial/Pharma | \$1-3 | 500M liters/yr | \$500M-1.5B |
| TOTAL POTENTIAL | — | 611M liters | \$850M - \$2.35B/yr |

EXPORT LOGISTICS

- **Bottling Facility:** On-site automated bottling plant (Level 6 Industrial Zone)
- **Packaging:** Premium glass bottles for luxury tier, recycled aluminum for mass market
- **Transport:** Refrigerated cargo containers via sea (Chile/NZ) or air (ultra-premium)
- **Certification:** Independent lab testing, blockchain provenance tracking



6. FRESHWATER SYSTEM SUMMARY

KEY SPECIFICATIONS

| | |
|---------------------------------|---|
| Primary Water Source | Subglacial lakes (Lake Concordia/Vostok region) |
| Available Resource | 5,400+ km ³ (millions of years supply) |
| Daily Demand (1M people) | 150,000 m ³ /day (150 liters per person) |
| Recycling Rate | 95% (closed-loop system) |
| Net Fresh Extraction | ~2.75 million m ³ /year |
| Extraction Technology | Hot water drilling, sterile protocols |
| Production Wells | 10-20 wells (100% redundancy) |
| Treatment Process | Filtration + UV + mineral balancing |
| Export Revenue Potential | \$500M - \$2B+ per year |

FRESHWATER ADVANTAGES

- ✓ **Unlimited supply** — Millions of years at full consumption
- ✓ **Pristine purity** — Pre-industrial, 15M+ years isolated
- ✓ **Already liquid** — No melting energy required
- ✓ **Proven extraction** — Lake Whillans successfully sampled (2013)
- ✓ **Revenue generation** — Premium water export \$500M-2B/year
- ✓ **Environmental protection** — Sterile protocols preserve lake ecosystems

*"The purest water on Earth. Isolated for 15 million years.
Now sustaining humanity's newest civilization."*



XARCTICA™

THE LAST CONTINENT. THE FIRST NEW NATION.

SUMMARY

FRESH WATER LAKE ACCESS

5,400 KM³ RESERVE ◦ 95% RECYCLING ◦

\$2B EXPORT POTENTIAL

Technical Document #6 of the XARCTICA™ Master Plan

EARTHX® Corporation Ltd.



XARCTICA™

THE LAST CONTINENT. THE FIRST NEW NATION.

TUNNEL BORING TECHNOLOGY & COSTS

TBM Specifications • Ice Boring • Fleet Requirements • Cost Analysis

Technical Document #7 of the XARCTICA™ Master Plan

EARTHX® Corporation Ltd.

CONFIDENTIAL



1. EXCAVATION REQUIREMENTS

Building underground cities for 1 million people requires excavating **hundreds of millions of cubic meters** of ice—the largest tunneling project in human history. This document analyzes the technology, fleet, and costs required.

SPACE REQUIREMENTS PER CAPITA

| SPACE TYPE | M ² PER PERSON | 1M PEOPLE TOTAL |
|---------------------------------|---------------------------|---------------------------------|
| Residential | 35 m ² | 35,000,000 m ² |
| Commercial/Retail | 8 m ² | 8,000,000 m ² |
| Industrial/Manufacturing | 10 m ² | 10,000,000 m ² |
| Research/Data Centers | 5 m ² | 5,000,000 m ² |
| Agriculture | 15 m ² | 15,000,000 m ² |
| Civic (schools, hospitals, gov) | 5 m ² | 5,000,000 m ² |
| Transit corridors & utilities | 12 m ² | 12,000,000 m ² |
| TOTAL FLOOR AREA | 90 m² | 90,000,000 m² |

EXCAVATION VOLUME CALCULATION

- **Total floor area needed:** 90 million m² (90 km²)
- **Average cavern height:** 6-10 meters (multi-story structures within caverns)
- **Gross cavern volume:** 540-900 million m³
- **Connecting tunnels (500+ km):** ~50 million m³ additional
- **Contingency (+20%):** ~120 million m³

TOTAL EXCAVATION TARGET: 700 MILLION - 1 BILLION M³ OF ICE



2. TUNNEL BORING MACHINE TECHNOLOGY

Modern tunnel boring machines (TBMs) are engineering marvels capable of excavating through virtually any material. For XARCTICA™, we adapt existing technology for **ice boring at industrial scale**.

ICE VS ROCK: BORING COMPARISON

| FACTOR | ROCK (Traditional) | ICE (XARCTICA™) |
|-------------------|-------------------------------|--------------------------------------|
| Material Hardness | Very hard (granite: 6-7 Mohs) | Soft (ice: 1.5 Mohs) |
| Advance Rate | 5-15 m/day typical | 50-150 m/day (10x faster) |
| Cutter Wear | High (frequent replacement) | Minimal (ice is soft) |
| Energy Required | Very high | 60-70% less than rock |
| Lining Required | Always (concrete segments) | Ice self-stabilizes, liners optional |
| Spoil Disposal | Complex (rock transport) | Simple (ice chips melt or compact) |
| Cost per Meter | \$50,000-150,000/m | \$15,000-40,000/m (est.) |

TBM MANUFACTURERS

HERRENKNECHT AG (Germany)

World's largest TBM manufacturer. Built "Big Bertha" (17.5m diameter), Gotthard Base Tunnel machines, and has cold-weather experience in Scandinavia and Alaska. Primary partner candidate for XARCTICA™.

THE ROBBINS COMPANY (USA)

Pioneer in TBM technology since 1952. Experience in extreme conditions including high-altitude and cold environments. Designed machines for Chilean mining at -20°C.

THE BORING COMPANY (USA)

Elon Musk's tunnel company focusing on cost reduction and speed. Current "Prufrock" machine targets 1 mile/week. Potential technology partner for high-speed ice boring innovation.



3. XARCTICA™ ICE TBM SPECIFICATIONS

XARCTICA™ will deploy multiple TBM types optimized for different excavation tasks:

TYPE A: MAIN TUNNEL TBM

| | |
|-------------------------|---|
| Diameter | 10-12 meters (for main transit/utility corridors) |
| Length | 80-120 meters (including backup systems) |
| Advance Rate | 50-100 meters/day in ice |
| Annual Output | 15-25 km tunnel per machine per year |
| Cost per Machine | \$30-50 million |
| Fleet Size | 15-20 machines |

TYPE B: LARGE CAVERN TBM

| | |
|--------------------------|---|
| Diameter | 15-18 meters (for residential/commercial caverns) |
| Advance Rate | 30-60 meters/day |
| Excavation Volume | 7,000-15,000 m ³ /day |
| Cost per Machine | \$60-100 million |
| Fleet Size | 25-35 machines |

TYPE C: UTILITY/SERVICE TBM

| | |
|-------------------------|---|
| Diameter | 3-6 meters (utility tunnels, ventilation) |
| Advance Rate | 100-150 meters/day |
| Cost per Machine | \$10-20 million |
| Fleet Size | 20-30 machines |

TOTAL TBM FLEET: 60-85 MACHINES Fleet Investment: \$2.5 - \$4.5 BILLION



4. EXCAVATION COST ANALYSIS

COST PER CUBIC METER

| COST COMPONENT | ROCK TUNNEL | ICE TUNNEL | SAVINGS |
|--------------------------------|--------------------------------|-------------------------------|------------|
| Cutting/Boring | \$150-300/m ³ | \$30-60/m ³ | 80% |
| Spoil Removal | \$50-100/m ³ | \$5-15/m ³ | 90% |
| Lining/Support | \$100-200/m ³ | \$20-40/m ³ | 80% |
| Equipment Wear | \$30-50/m ³ | \$5-10/m ³ | 85% |
| Energy | \$20-40/m ³ | \$8-15/m ³ | 65% |
| Labor | \$50-100/m ³ | \$30-50/m ³ | 50% |
| TOTAL PER M³ | \$400-790/m³ | \$98-190/m³ | 75% |

TOTAL EXCAVATION COST ESTIMATE

| | |
|-----------------------------------|---------------------------------------|
| Target Excavation Volume | 800 million m ³ (midpoint) |
| Cost per m ³ (average) | \$140/m ³ |
| Base Excavation Cost | \$112 billion |
| TBM Fleet Capital | \$3.5 billion |
| Contingency (20%) | \$23 billion |
| TOTAL EXCAVATION BUDGET | \$135-140 BILLION |

CONTEXT: This represents ~60-65% of total XARCTICA™ investment (\$150-225B). Excavation is the single largest cost category, but ice boring is 75% cheaper than equivalent rock tunneling.



5. EXCAVATION SCHEDULE

10-YEAR EXCAVATION TIMELINE

| YEAR | TBM _s | VOLUME (M ³) | CUMULATIVE | MILESTONE |
|------|------------------|--------------------------|------------|--------------------------------------|
| 1 | 10 | 15M | 15M | Initial access tunnels, first cavern |
| 2 | 25 | 40M | 55M | Fleet scaling, 2 city nodes started |
| 3 | 45 | 70M | 125M | 3 nodes operational (50K pop) |
| 4 | 60 | 90M | 215M | Peak fleet deployment |
| 5 | 75 | 110M | 325M | 7 nodes, transit network (200K) |
| 6 | 80 | 115M | 440M | Agricultural expansion (350K) |
| 7 | 85 | 120M | 560M | 15 nodes operational (500K) |
| 8 | 80 | 100M | 660M | Infrastructure completion (700K) |
| 9 | 70 | 80M | 740M | Expansion preparation (850K) |
| 10 | 60 | 60M | 800M | 1 MILLION CAPACITY |

ANNUAL EXCAVATION RATE

Peak excavation (Years 5-7): ~110-120 million m³ per year

Average over 10 years: ~80 million m³ per year

Equivalent to: ~30 Gotthard Base Tunnels worth of excavation over 10 years

*"The largest excavation project in human history.
Made possible because ice is 75% cheaper to bore than rock."*



XARCTICA™

THE LAST CONTINENT. THE FIRST NEW NATION.

SUMMARY

TUNNEL BORING TECHNOLOGY & COSTS

800M M³ EXCAVATION ◦ 85 TBMs ◦

\$104B INVESTMENT

Technical Document #7 of the XARCTICA™ Master Plan

EARTHX® Corporation Ltd.



XARCTICA™

THE LAST CONTINENT. THE FIRST NEW NATION.

CONSTRUCTION PHASING

3 BLITZ Phases ◦ Timeline ◦ Milestones ◦ Investment Flow

Technical Document #8 of the XARCTICA™ Master Plan

EARTHX® Corporation Ltd.

CONFIDENTIAL



1. THE BLITZKRIEG MODEL

Traditional city development grows organically over decades. XARCTICA™ cannot wait. We employ a "Blitzkrieg" construction model—massive parallel deployment of resources to achieve in 10 years what would normally take 50.

THREE BLITZ PHASES

| PHASE | YEARS | INVESTMENT | POPULATION | PRIMARY OBJECTIVE |
|--------------------|-------|------------|------------|--|
| BLITZ 1 FOUNDATION | 1-3 | \$45-55B | 5K → 50K | Prove concept, build core infrastructure |
| BLITZ 2 EXPANSION | 4-6 | \$55-70B | 50K → 350K | Scale population, achieve self-sufficiency |
| BLITZ 3 MATURITY | 7-10 | \$50-100B | 350K → 1M+ | Complete city, achieve nation status |
| TOTAL | 10 | \$150-225B | 1,000,000+ | World's first ice city nation |

WHY "BLITZKRIEG" WORKS

- Economies of Scale:** 85 TBMs operating simultaneously share logistics, maintenance, and expertise. Unit costs drop 40-60% vs sequential construction.
- Parallel Development:** 10+ city nodes under construction simultaneously. Each node houses 50-100K people when complete.
- Learning Curve:** Each successive node benefits from lessons learned. By Node 5, construction time per node drops 50%.
- Momentum:** Rapid visible progress attracts investment, talent, and global attention. Slow construction creates doubt; fast construction creates inevitability.



2. BLITZ 1: FOUNDATION (Years 1-3)

OBJECTIVE: Prove the concept. Build the foundation for everything that follows.

YEAR 1 MILESTONES

- Q1:** Establish base camp at Dome C with 200 advance team. Deploy surface infrastructure.
- Q2:** First TBMs arrive (10 machines). Begin drilling access shafts and initial tunnel network.
- Q3:** First underground habitation modules installed. 500 workers living underground.
- Q4:** First city node cavern excavation begins. Population: 2,000. Solar/wind farms operational.

YEARS 2-3 MILESTONES

- TBM fleet scales to 45 machines
- 3 city nodes under simultaneous construction
- First permanent residential district opens (Node 1)
- Subglacial water extraction begins
- First families arrive (Year 2)
- Schools and medical facilities operational
- Inter-node transit tunnels connecting Nodes 1-3
- **End of Year 3: 50,000 population achieved**

BLITZ 1 DELIVERABLES

| | |
|--------------------------|--|
| Excavation Volume | 125 million m ³ |
| City Nodes Begun | 3 nodes (1 complete, 2 in progress) |
| Power Capacity | 200 MW installed |
| Transit Tunnels | 50+ km completed |
| Population | 50,000 (including 15,000 construction) |
| Investment | \$45-55 BILLION |



3. BLITZ 2: EXPANSION (Years 4-6)

OBJECTIVE: Achieve critical mass. Build economic self-sufficiency.

YEAR 4-6 MILESTONES

- TBM fleet reaches peak: 75-85 machines operating simultaneously
- 7 city nodes operational by end of Year 5
- Maglev transit network connects all nodes
- Agricultural production reaches 60% food self-sufficiency
- Data center campus operational (500+ MW)
- XARCTICA™ University opens (Year 5)
- First revenue streams: data hosting, premium water exports, tourism
- Power capacity reaches 1.2 GW
- **End of Year 6: 350,000 population achieved**

ECONOMIC MILESTONES

| REVENUE STREAM | YEAR 4 | YEAR 5 | YEAR 6 |
|-----------------------|---------------|---------------|---------------|
| Data Center Hosting | \$100M | \$400M | \$800M |
| Premium Water Export | \$50M | \$150M | \$300M |
| Tourism | \$20M | \$100M | \$250M |
| Research Partnerships | \$30M | \$75M | \$150M |
| TOTAL REVENUE | \$200M | \$725M | \$1.5B |

BLITZ 2 DELIVERABLES

| | |
|-------------------------------|--|
| Cumulative Excavation | 440 million m ³ |
| City Nodes Operational | 7 nodes complete, 3 under construction |
| Power Capacity | 1.2 GW installed |
| Population | 350,000 |
| Cumulative Investment | \$100-125 BILLION |



4. BLITZ 3: MATURITY (Years 7-10)

OBJECTIVE: Complete the vision. Achieve nation-state status. 1 MILLION CITIZENS.

YEAR 7-10 MILESTONES

- 15+ city nodes fully operational
- Full 4 GW power system online
- 100% food self-sufficiency achieved
- Permanent ice runway operational (Year 7)
- XARCTICA™ Constitution ratified (Year 8)
- First elected government (Year 9)
- Annual revenue exceeds \$5B (Year 8), \$10B (Year 10)
- Geothermal pilot plant operational (Year 10)
- **End of Year 10: 1,000,000+ population achieved**

YEAR 10 SNAPSHOT: XARCTICA™ COMPLETE

| | |
|------------------------------|---|
| Population | 1,000,000+ citizens |
| City Nodes | 15+ fully operational |
| Total Excavation | 800+ million m ³ |
| Power Capacity | 4 GW (100% renewable) |
| Food Self-Sufficiency | 100% |
| Annual Revenue | \$10-20 billion |
| Transit Network | 500+ km of tunnels, maglev operational |
| Governance | Elected government, ratified constitution |
| Total Investment | \$150-225 BILLION |

Year 10: XARCTICA™ is no longer a project. It is a NATION.

The logo for XARCTICA, featuring a stylized 'X' icon followed by the word 'ARCTICA' in a large, bold, sans-serif font.

5. CONSTRUCTION WORKFORCE

WORKFORCE SCALING

| YEAR | CONSTRUCTION | OPERATIONS | RESIDENTS | TOTAL |
|------|--------------|------------|-----------|-----------|
| 1 | 3,000 | 500 | 1,500 | 5,000 |
| 2 | 8,000 | 2,000 | 10,000 | 20,000 |
| 3 | 15,000 | 5,000 | 30,000 | 50,000 |
| 5 | 25,000 | 15,000 | 160,000 | 200,000 |
| 7 | 30,000 | 30,000 | 440,000 | 500,000 |
| 10 | 20,000 | 50,000 | 930,000 | 1,000,000 |

WORKFORCE RECRUITMENT STRATEGY

- **Premium Compensation:** 2-3x market rate for construction workers, engineers, and specialists
- **Housing Included:** Free underground housing, meals, and amenities for all workers
- **Rotation Schedule:** 6 months on, 2 months off with paid travel home
- **Citizenship Path:** 3 years of work guarantees XARCTICA™ citizenship for worker + family
- **Global Recruitment:** Partner with mining companies, construction firms, and militaries worldwide

PRECEDENT: Dubai construction employed 500,000+ foreign workers at peak. XARCTICA™'s 30,000 peak construction workforce is achievable with proper compensation and logistics.



XARCTICA™

THE LAST CONTINENT. THE FIRST NEW NATION.

SUMMARY

CONSTRUCTION PHASING

3 BLITZ PHASES ◦ 10 YEARS ◦ \$150-\$225B

BLITZ 1: Foundation (50k)

BLITZ 2: Expansion (350k)

BLITZ 3: Maturity (1M)

Technical Document #8 of the XARCTICA™ Master Plan

EARTHX® Corporation Ltd.

BLITZ 1: Foundation (50K) **BLITZ 2:** Expansion (350K) **BLITZ 3:** Maturity (1M)



XARCTICA™

THE LAST CONTINENT. THE FIRST NEW NATION.

WASTE MANAGEMENT SYSTEMS

Zero Waste ◦ Circular Economy ◦ Environmental Protection

Technical Document #9 of the XARCTICA™ Master Plan

EARTHX® Corporation Ltd.

CONFIDENTIAL



1. ZERO WASTE COMMITMENT

XARCTICA™ operates under an absolute environmental constraint: **nothing leaves the city that doesn't leave Antarctica.** We cannot pollute the ice sheet. This forces a truly circular economy.

XARCTICA™ WASTE TARGETS 99% Recycling/Reuse • 0% Landfill • 0% Ocean Discharge • 0% Ice Contamination

WASTE GENERATION ESTIMATES (1M Population)

| WASTE TYPE | KG/PERSON/DAY | DAILY TOTAL | ANNUAL |
|-------------------------------------|----------------|------------------------|-----------------------|
| Organic/Food Waste | 0.5 kg | 500 tonnes | 182,500 t |
| Recyclables (plastic, metal, glass) | 0.3 kg | 300 tonnes | 109,500 t |
| Paper/Cardboard | 0.1 kg | 100 tonnes | 36,500 t |
| Sewage/Blackwater | 150 L | 150,000 m ³ | 54.75M m ³ |
| E-Waste/Hazardous | 0.02 kg | 20 tonnes | 7,300 t |
| Construction/Industrial | 0.2 kg | 200 tonnes | 73,000 t |
| TOTAL SOLID WASTE | 1.12 kg | 1,120 tonnes | 408,800 t |

COMPARISON: US average is 2.0 kg/person/day. XARCTICA™ targets 1.12 kg through source reduction, minimal packaging imports, and circular design—**44% less waste per capita.**



2. ORGANIC WASTE PROCESSING

Organic waste (food scraps, agricultural residue, human waste) represents the largest waste stream. XARCTICA™ converts **100% of organic waste into resources** through integrated biological processing.

ANAEROBIC DIGESTION SYSTEM

All organic waste enters large-scale anaerobic digesters that produce:

- 1. Biogas (Methane):** Captured and used for heating, cooking, or converted to electricity. Estimated output: 50,000-80,000 m³/day of biogas.
- 2. Digestite (Solid Residue):** Nutrient-rich material used as fertilizer for hydroponic systems and soil-based agriculture.
- 3. Liquid Effluent:** Treated and recycled as nutrient solution for agricultural irrigation.

COMPOSTING FACILITIES

For organic waste unsuitable for anaerobic digestion:

- **In-vessel composting:** Enclosed, temperature-controlled systems process waste in 2-4 weeks
- **Vermicomposting:** Worm-based processing for high-quality soil amendments
- **Output:** ~50,000 tonnes/year of compost for agricultural use

SEWAGE TREATMENT

Human waste undergoes multi-stage treatment:

| STAGE | PROCESS | OUTPUT |
|--------------|------------------------------|--------------------------------|
| 1. Primary | Screening, settling | Solids to anaerobic digester |
| 2. Secondary | Membrane bioreactor (MBR) | Removes 99% organic matter |
| 3. Tertiary | Reverse osmosis + UV | Potable-quality recycled water |
| 4. Nutrient | Phosphorus/nitrogen recovery | Fertilizer for agriculture |

RESULT: 95% of wastewater recycled (see Doc #6). Remaining 5% is biosolids converted to fertilizer. ZERO discharge to environment.



3. MATERIALS RECYCLING

XARCTICA™ implements **mandatory source separation** with on-site processing facilities that achieve near-100% material recovery.

MATERIALS RECOVERY FACILITY (MRF)

| MATERIAL | PROCESSING | OUTPUT | RECOVERY RATE |
|----------------------|-----------------------------------|-------------------------------|---------------|
| Metals (Al, Steel) | Magnetic/eddy separation, melting | New metal products | 99% |
| Glass | Crushing, melting, reforming | New glass, construction | 99% |
| Plastics (PET, HDPE) | Shredding, washing, pelletizing | Recycled pellets, 3D printing | 95% |
| Mixed Plastics | Pyrolysis (thermal conversion) | Fuel oil, syngas | 99% |
| Paper/Cardboard | Pulping, de-inking | Recycled paper, insulation | 95% |
| Textiles | Shredding, fiber recovery | Insulation, cleaning rags | 90% |

3D PRINTING & REMANUFACTURING

XARCTICA™'s manufacturing economy is built on **additive manufacturing (3D printing)** that directly uses recycled materials:

- Recycled plastic → 3D printed furniture, containers, construction components
- Recycled metal → Metal 3D printing for tools, parts, machinery
- Recycled glass → Construction aggregate, new containers
- Ice chips (excavation waste) → Melted for freshwater, construction ice blocks



4. HAZARDOUS & ELECTRONIC WASTE

Hazardous materials require special handling to prevent any environmental contamination. XARCTICA™ maintains **strict containment protocols** and exports irreducible hazardous waste for proper disposal.

E-WASTE PROCESSING

| E-WASTE TYPE | PROCESSING | RECOVERY/DISPOSAL |
|--------------------|---|--|
| Batteries (Li-ion) | Discharge, disassembly, hydrometallurgy | 95% lithium, cobalt, nickel recovery |
| Circuit Boards | Component harvesting, precious metal extraction | Gold, silver, copper, palladium recovery |
| Displays/Screens | Glass/plastic separation, LED recovery | Glass recycled, rare earths extracted |
| Cables/Wiring | Copper/aluminum stripping | 99% metal recovery |
| Solar Panels (EOL) | Thermal/mechanical processing | 90% silicon, glass, aluminum recovery |

HAZARDOUS MATERIALS PROTOCOL

Materials that cannot be safely processed on-site:

- **Medical waste:** Autoclaved on-site, then exported for incineration
- **Radioactive materials:** Minimal use; any waste exported to licensed facilities
- **Persistent chemicals:** Banned from import where alternatives exist
- **Export volume:** <1% of total waste stream (~4,000 tonnes/year) exported for proper disposal

CONSTRUCTION & DEMOLITION WASTE

- **Excavated ice:** 800+ million m³ of ice chips → melted for freshwater or compacted for construction
- **Concrete/steel:** 100% recycled on-site into new construction materials
- **Packaging waste:** Minimized through bulk shipping; all packaging recycled



5. WASTE INFRASTRUCTURE

COLLECTION SYSTEM

Pneumatic Tube System (Envac-style)

All residential and commercial buildings connected to underground vacuum tubes that transport sorted waste directly to processing facilities. No garbage trucks, no surface collection.

- **Intake points:** Every residential unit, every commercial floor
- **Sorting streams:** Organic, recyclables, residual (3 separate tubes)
- **Transport speed:** 60-70 km/h vacuum transport
- **Capacity:** Handles 100% of residential/commercial waste volume

PROCESSING FACILITIES

| FACILITY | CAPACITY | LOCATION |
|--------------------------|---------------------------|--|
| Anaerobic Digesters | 600 t/day | Level 6 Industrial Zone (each node) |
| Materials Recovery (MRF) | 400 t/day | Central processing hub (1 per 3 nodes) |
| Wastewater Treatment | 200,000 m ³ /d | Level 7 (below residential) |
| E-Waste Processing | 50 t/day | Centralized facility (city-wide) |
| Hazmat Storage | 1,000 t | Isolated chamber, export staging |

WASTE MANAGEMENT SUMMARY

| | |
|-------------------------|--------------------------|
| Overall Recycling Rate | 99%+ |
| Landfill | 0% (NO LANDFILL) |
| Environmental Discharge | 0% (NOTHING RELEASED) |
| Exported Hazmat | <1% (~4,000 tonnes/year) |
| Water Recycling | 95% (see Doc #6) |

"In XARCTICA™, there is no 'away.' Every output becomes an input. This is not recycling—it is a closed-loop civilization."



XARCTICA™

THE LAST CONTINENT. THE FIRST NEW NATION.

SUMMARY

WASTE MANAGEMENT SYSTEMS

**99% RECYCLING ◦ 0% LANDFILL ◦ 0%
DISCHARGE**

Technical Document #9 of the XARCTICA™ Master Plan

EARTHX® Corporation Ltd.



XARCTICA™

THE LAST CONTINENT. THE FIRST NEW NATION.

MASTER CITY PLAN

**7-Level Architecture ◦ Node Network ◦ Zoning ◦ Transit ◦
Governance**

Technical Document **#10** of the XARCTICA™ Master Plan
EARTHX® Corporation Ltd.

CONFIDENTIAL



1. THE 7-LEVEL CITY ARCHITECTURE

XARCTICA™ is not a single cavern—it is a **vertically stratified city** built across seven distinct levels, each optimized for specific functions. This design maximizes space efficiency, separates incompatible uses, and creates natural "neighborhoods" within the ice.

| LEVEL | NAME | DEPTH | PRIMARY FUNCTIONS |
|-------|--------------|-----------|--|
| 1 | SURFACE | 0m | Solar/wind farms, runway, cargo staging, emergency access |
| 2 | CIVIC | 50-100m | Government, hospitals, universities, museums, grand plazas |
| 3 | COMMERCIAL | 100-200m | Retail, restaurants, offices, entertainment, hotels |
| 4 | RESIDENTIAL | 200-400m | Apartments, schools, parks, community centers, daycare |
| 5 | AGRICULTURAL | 400-600m | Vertical farms, hydroponics, aquaculture, food processing |
| 6 | INDUSTRIAL | 600-800m | Data centers, manufacturing, recycling, power systems |
| 7 | UTILITIES | 800-1000m | Water treatment, waste processing, storage, geothermal |

VERTICAL SEPARATION LOGIC

- **Heat rises:** Industrial & data centers (hottest) at bottom; residential above benefits from rising warm air
- **Noise isolation:** Heavy industry separated from residential by 200-400m of ice
- **Emergency egress:** Civic level closest to surface for fastest evacuation access
- **Water pressure:** Utilities at bottom leverage gravity for water distribution; pumping energy minimized



2. THE NODE NETWORK

XARCTICA™ is not one giant cavern—it is a **network of 15-20 interconnected city nodes**, each a complete mini-city housing 50,000-100,000 people. This distributed architecture provides redundancy, enables parallel construction, and creates distinct communities.

15-20 NODES × 50-100K PEOPLE/NODE = 1,000,000+ CITIZENS

NODE SPECIFICATIONS

| | |
|----------------------------------|--------------------------------------|
| Node Footprint | ~2 km diameter circular/hexagonal |
| Node Depth | Surface to 1,000m (7 levels) |
| Cavern Volume per Node | ~40-50 million m ³ |
| Population per Node | 50,000-100,000 residents |
| Inter-Node Distance | 3-5 km between node centers |
| Transit Connection | High-speed maglev tunnels (500 km/h) |
| Travel Time Between Nodes | ~2-3 minutes |

NODE TYPES

| NODE TYPE | COUNT | SPECIALIZATION |
|---------------------|-------|---|
| CAPITAL NODE | 1 | Central government, main hospital, university, cultural center |
| RESIDENTIAL | 8-10 | Housing-focused with schools, parks, community services |
| INDUSTRIAL | 3-4 | Data centers, manufacturing, research labs, innovation hubs |
| AGRICULTURAL | 2-3 | Expanded vertical farms, aquaculture, food processing centers |
| GATEWAY | 1-2 | Surface access, airport terminal, cargo handling, visitor welcome |

WHY NODES? Redundancy (one node failure doesn't collapse city), parallel construction (build 10 nodes simultaneously), community identity (each node develops unique character), and structural safety (ice load distributed across multiple smaller caverns vs one massive void).



3. LEVEL-BY-LEVEL DETAIL

LEVEL 2: CIVIC (50-100m depth)

The "downtown" of each node—grand public spaces with soaring ceilings (15-30m).

- **Central Plaza:** Open gathering space with simulated sky ceiling, trees, fountains
- **Government Center:** City hall, courts, administrative offices
- **XARCTICA™ University:** Research institutes, lecture halls, libraries (Capital Node)
- **Medical Center:** Hospital, clinics, emergency services

LEVEL 3: COMMERCIAL (100-200m depth)

The economic engine—retail, dining, offices, entertainment.

- **Shopping Districts:** Retail corridors, markets, specialty shops
- **Restaurant Row:** Diverse cuisines, cafes, bars, food halls
- **Office Towers:** Corporate HQs, coworking spaces, professional services
- **Entertainment:** Theaters, cinemas, sports arenas, concert halls

LEVEL 4: RESIDENTIAL (200-400m depth)

Home for 1 million people—the largest level by floor area.

- **Apartment Blocks:** Studios to 4-bedroom units, 35-150 m² average
- **Neighborhood Parks:** Green spaces with trees, playgrounds, sports courts
- **Schools:** K-12 within walking distance of every residence
- **Community Centers:** Gyms, libraries, daycare, senior centers

LEVEL 5: AGRICULTURAL (400-600m depth)

100% food self-sufficiency from controlled-environment agriculture.

- **Vertical Farms:** Multi-story LED-lit growing towers, 10-20x land efficiency
- **Hydroponics:** Vegetables, greens, herbs—90% of produce
- **Aquaculture:** Fish farms (tilapia, salmon), shrimp, algae production
- **Food Processing:** Bakeries, dairy alternatives, protein synthesis, packaging



3. LEVEL-BY-LEVEL DETAIL (continued)

LEVEL 6: INDUSTRIAL (600-800m depth)

The economic backbone—major revenue generators and heavy infrastructure.

- **Data Centers:** 500+ MW of computing, natural cooling, waste heat captured
- **Manufacturing:** 3D printing facilities, robotics, precision fabrication
- **Research Labs:** Materials science, biotech, cold-environment testing
- **Recycling Hub:** Materials recovery, remanufacturing, waste-to-resource

LEVEL 7: UTILITIES (800-1000m depth)

The life support systems—water, waste, power, storage.

- **Water Treatment:** Subglacial extraction, purification, distribution pumping
- **Waste Processing:** Anaerobic digesters, wastewater treatment, biogas capture
- **Power Systems:** Battery storage, hydrogen tanks, grid distribution
- **Cold Storage:** Food reserves, emergency supplies, archival storage

4. TRANSIT NETWORK

| SYSTEM | SPEED | PURPOSE |
|--------------------|----------|---|
| Inter-Node Maglev | 500 km/h | High-speed connections between nodes (2-3 min travel) |
| Intra-Node Metro | 80 km/h | Within-node transit, all 7 levels connected |
| Vertical Elevators | 10 m/s | Express elevators surface↔bottom in ~2 minutes |
| Pod Taxis | 50 km/h | On-demand autonomous pods for last-mile, point-to-point |
| Pedestrian Ways | — | Walking paths, moving sidewalks, bike lanes within levels |

DESIGN PRINCIPLE: Any point in XARCTICA™ reachable within 15 minutes. No private cars—100% public/shared transit + walking. Climate-controlled tunnels mean year-round comfortable travel.



5. PUBLIC SPACES & QUALITY OF LIFE

Living underground requires intentional design to maintain mental health and community connection. XARCTICA™ dedicates **30% of excavated space to public amenities**—parks, plazas, recreation, and culture.

SIGNATURE PUBLIC SPACES

THE GRAND ATRIUM (Capital Node)

A soaring 50m-tall cavern at the city's heart with LED "sky" ceiling simulating Antarctic light cycles, living trees, water features, and gathering spaces for 50,000+ people. The emotional center of XARCTICA™.

NODE PARKS (Every Node)

Each residential level includes green spaces with trees, grass (real or synthetic), playgrounds, sports courts, and quiet gardens. 5 m² of park space per resident—matching Singapore's ratio.

THE ICE WINDOW (Gateway Node)

A transparent observation deck looking into the ice sheet itself—illuminated blue ice walls showcasing the 15 million-year-old environment that surrounds the city.

SIMULATED ENVIRONMENT

- **Circadian Lighting:** LED systems shift color temperature throughout day—warm mornings, bright noon, dim evenings
- **Sky Ceilings:** Major public spaces feature LED ceilings displaying clouds, sun position, even simulated weather
- **Sound Design:** Ambient audio in public spaces—birdsong, wind, water—to prevent oppressive silence
- **VR/AR Access:** Public VR rooms for "outdoor" experiences—beaches, forests, mountains

6. GOVERNANCE STRUCTURE

| BODY | SIZE | FUNCTION |
|----------------------|------------|---|
| Founding Council | 7 members | Initial governance (Years 1-5), transitions to elected body |
| Citizens Assembly | 100 seats | Elected legislature (1 rep per 10,000 citizens) |
| Executive Council | 5 members | Elected executive branch, 4-year terms |
| Node Councils | 15-20 | Local governance, each node self-managing |
| Constitutional Court | 9 justices | Judicial review, constitutional interpretation |

TIMELINE: Year 8: Constitution ratified by citizen referendum. Year 9: First elected government. Year 10: Full democratic self-governance operational.

7. MASTER CITY PLAN SUMMARY

| | |
|-------------------------------|---|
| Total Population | 1,000,000+ citizens |
| City Nodes | 15-20 interconnected nodes |
| Vertical Levels | 7 levels (surface to 1,000m) |
| Total Floor Area | 90 million m ² (90 km ²) |
| Public Space | 30% of volume (parks, plazas, culture) |
| Transit Time (Any→Any) | <15 minutes city-wide |
| Private Cars | 0 (100% public/shared transit) |
| Governance | Democratic (elected by Year 9) |

THE 7 LEVELS AT A GLANCE

L1 SURFACE: Power generation, runway, cargo, emergency access

L2 CIVIC: Government, hospitals, universities, grand plazas

L3 COMMERCIAL: Retail, restaurants, offices, entertainment

L4 RESIDENTIAL: Homes, schools, parks, community centers

L5 AGRICULTURAL: Vertical farms, hydroponics, aquaculture

L6 INDUSTRIAL: Data centers, manufacturing, research

L7 UTILITIES: Water, waste, power systems, storage

"Not just a city in the ice. A new model for human civilization."



XARCTICA™

THE LAST CONTINENT. THE FIRST NEW NATION.

SUMMARY

MASTER CITY PLAN

7 LEVELS ◦ 15-20 NODES ◦ 1 MILLION CITIZENS

Technical Document **#10** of the XARCTICA™ Master Plan

EARTHX® Corporation Ltd.



XARCTICA™

THE LAST CONTINENT. THE FIRST NEW NATION.

VISUAL SPECIFICATIONS & CROSS SECTIONS

**Architectural Concepts ◦ Node Layouts ◦ Level Diagrams ◦
Rendering Specs**

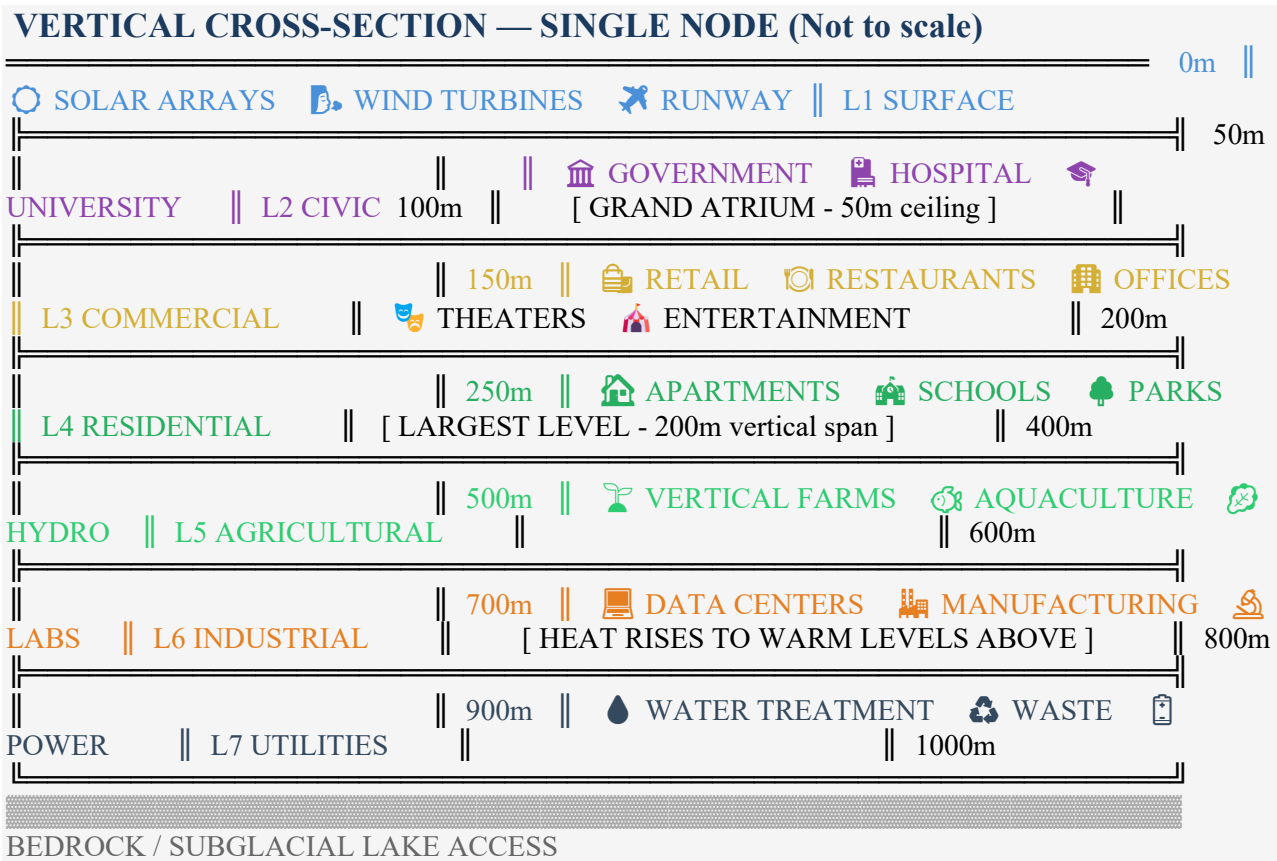
Technical Document #11 of the XARCTICA™ Master Plan
EARTHX® Corporation Ltd.

CONFIDENTIAL



1. VERTICAL CROSS-SECTION: SINGLE NODE

Each city node is a vertical stack of 7 functional levels carved into the Antarctic ice sheet. This cross-section shows the standard configuration from surface to 1,000m depth.



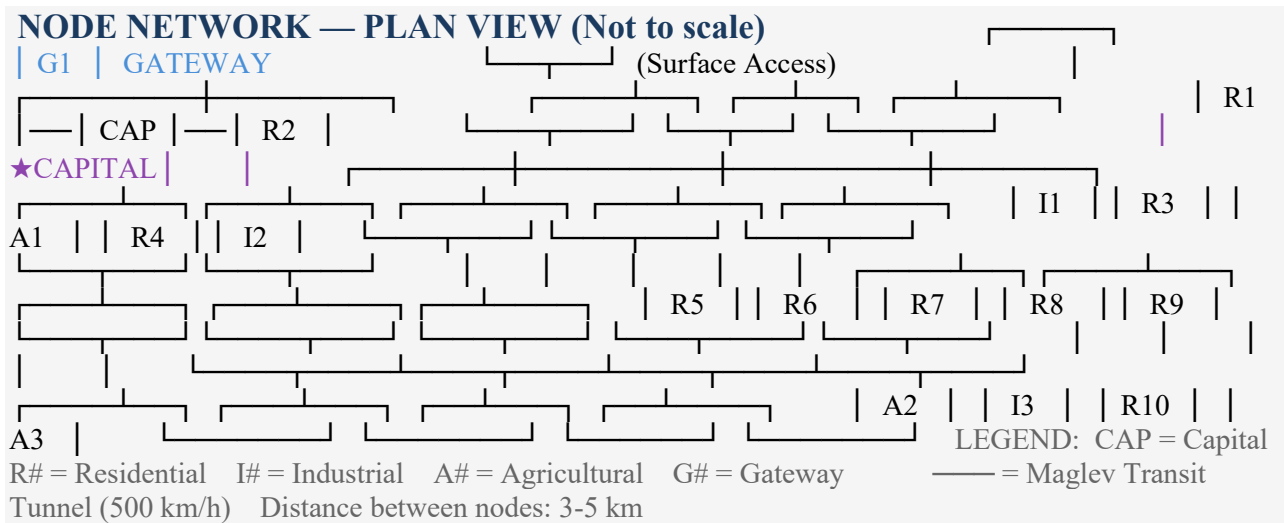
KEY DIMENSIONS

| | |
|---------------------------|--|
| Node Diameter | ~2,000 meters (2 km) |
| Total Depth | 1,000 meters (surface to utilities) |
| Cavern Volume | ~40-50 million m ³ per node |
| Ice Wall Thickness | 50-100m between nodes (structural) |



2. HORIZONTAL LAYOUT: NODE NETWORK

The 15-20 city nodes are arranged in a distributed network, connected by high-speed maglev tunnels. This hexagonal pattern maximizes connectivity while maintaining structural ice pillars.



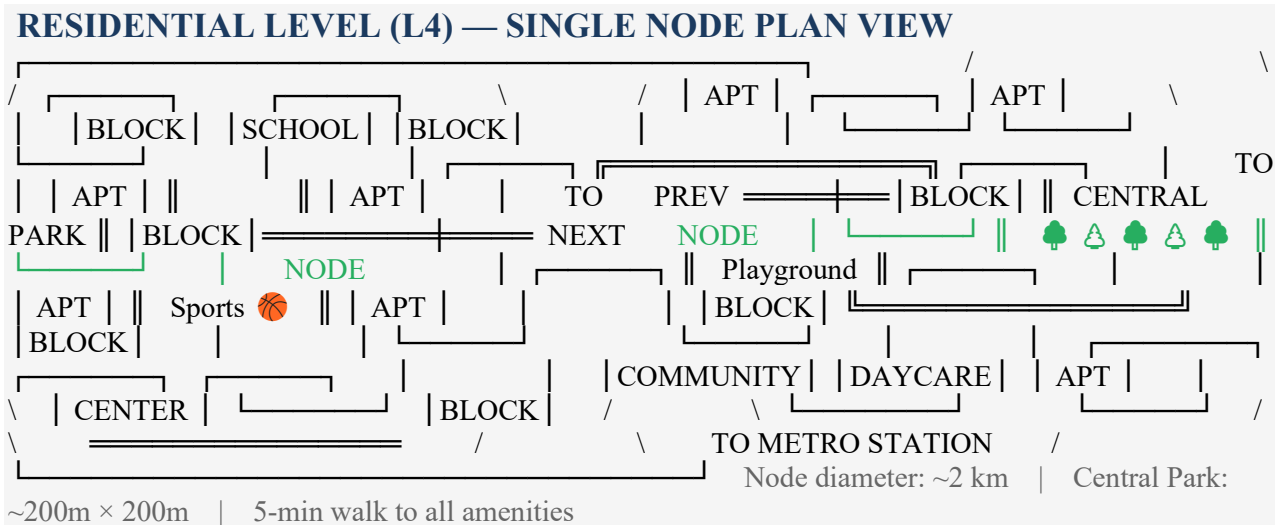
NETWORK STATISTICS

| | |
|------------------------|----------------------------------|
| Total Nodes | 15-20 (expandable) |
| Network Span | ~15 km × 15 km footprint |
| Transit Tunnels | 500+ km total tunnel length |
| Max Travel Time | <10 minutes any node to any node |



3. SINGLE LEVEL: RESIDENTIAL (L4)

The residential level is the largest by floor area. Each node contains multiple neighborhoods arranged around central parks, with schools and amenities within walking distance.



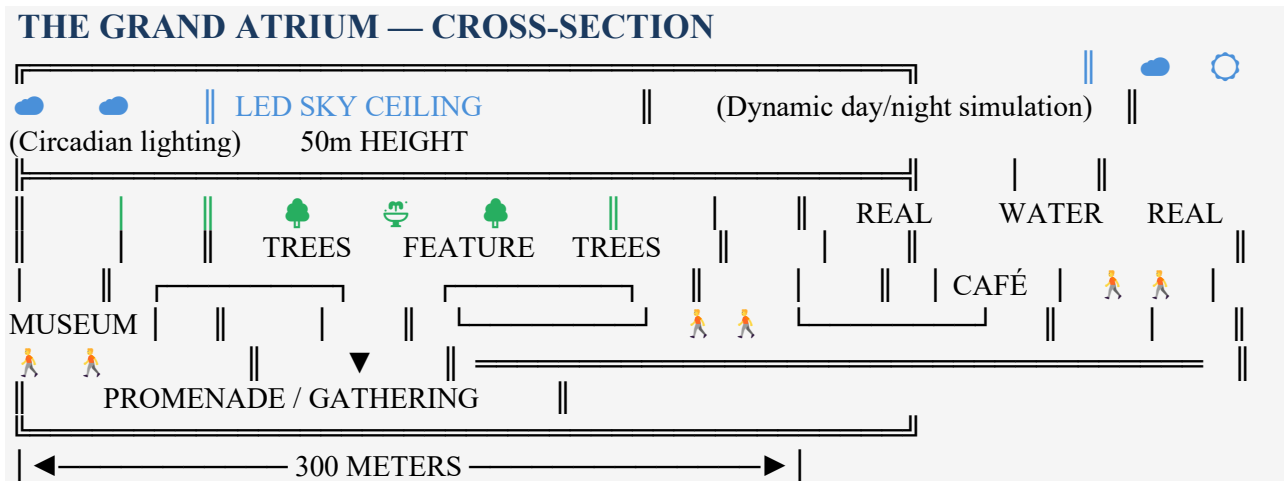
RESIDENTIAL LEVEL SPECS

| | |
|-------------------------------|--|
| Housing Units per Node | 15,000-25,000 units |
| Average Unit Size | 65 m ² (range: 35-150 m ²) |
| Park Space per Node | 5 m ² per resident (250,000 m ² total) |
| Schools per Node | 3-5 elementary, 1-2 secondary |
| Max Walk to Metro | <5 minutes from any residence |



4. SIGNATURE SPACE: THE GRAND ATRIUM

The Grand Atrium is the emotional heart of XARCTICA™—a massive public space in the Capital Node designed to combat the psychological challenges of underground living.



GRAND ATRIUM SPECIFICATIONS


| | |
|----------------------|---|
| Dimensions | 300m × 200m × 50m height |
| Volume | 3 million m³ (single largest cavern) |
| Capacity | 50,000+ people for events |
| Sky Ceiling | 60,000 m² LED display (4K resolution) |
| Living Plants | 500+ trees, 10,000+ plants |
| Features | Water features, amphitheater, cafes, museum |

PSYCHOLOGICAL DESIGN: The 50m ceiling height exceeds many outdoor plazas. Full-spectrum lighting shifts throughout the day. Ambient soundscapes (birds, wind, water) prevent the "cave silence" that causes underground anxiety.



5. CONSTRUCTION DETAIL: ICE WALL SECTION

This cross-section shows the 8-layer thermal barrier between the habitable interior and the -20°C ice wall—achieving R-119 insulation value.



THERMAL PERFORMANCE: This assembly maintains +20°C interior while the ice wall stays at -20°C—a 40°C differential—with only 400 MW total heating for the entire city of 1 million. NYC uses 11,000 MW for equivalent population.



6. ARCHITECTURAL RENDERING SPECIFICATIONS

Specifications for professional 3D renderings to be commissioned for investor materials and public communications.

REQUIRED RENDERINGS

| # | RENDERING | DESCRIPTION |
|----|-------------------------------|---|
| 1 | Hero Shot: Aerial | Cutaway view showing all 7 levels of a single node, with Antarctic surface visible above. Blue ice glow, warm interior lighting contrast. |
| 2 | Grand Atrium Interior | Human-eye-level view of Grand Atrium with LED sky, trees, fountains, crowds. Warm, inviting, counteracts "cave" perception. |
| 3 | Residential Street | Neighborhood scene with apartments, park, children playing. Shows normal life, not "bunker." Circadian lighting suggests afternoon. |
| 4 | Node Network Map | 3D map showing 15-20 nodes with transit tunnels, like a subway map but in 3D ice cutaway. Shows scale and connectivity. |
| 5 | Vertical Farm | Multi-story hydroponic towers with LED grow lights, workers tending plants. Shows food self-sufficiency technology. |
| 6 | Data Center Level | Rows of server racks with blue LED accents, ice walls visible through glass. Shows revenue-generating infrastructure. |
| 7 | Maglev Station | Sleek transit station with maglev train arriving, passengers boarding. Futuristic but practical design. |
| 8 | Ice Window | Observation deck with illuminated blue ice wall visible through glass. Tourists/residents viewing the ancient ice. |
| 9 | Surface Infrastructure | Antarctic surface with solar arrays, wind turbines, runway, cargo operations. Shows connection to outside world. |
| 10 | Construction Phase | TBM boring into ice, workers, equipment. Shows the building process and scale of machinery. |

VISUAL STYLE GUIDE

- **Color Palette:** Ice blue (#4A90D9), warm gold (#D4AF37), deep navy (#1B3A5F), white, warm interior tones
- **Lighting:** Warm interior vs cool ice exterior. Circadian-appropriate for "daytime" scenes. Dramatic but realistic.
- **Mood:** Futuristic but livable. Not dystopian. Emphasis on human scale, community, normalcy within extraordinary context.
- **People:** Include diverse, multi-generational humans in all scenes. Families, workers, students. Not empty spaces.

XARCTICA™

THE LAST CONTINENT. THE FIRST NEW NATION.

FOOD PRODUCTION & AGRICULTURE

100% Self-Sufficiency ◦ Vertical Farms ◦ Aquaculture ◦ Protein Synthesis

Technical Document #12 of the XARCTICA™ Master Plan
EARTHX® Corporation Ltd.

CONFIDENTIAL



1. FOOD REQUIREMENTS FOR 1 MILLION PEOPLE

XARCTICA™ must achieve 100% food self-sufficiency—importing food across 4,000+ km of ocean is neither practical nor secure. This document details how controlled-environment agriculture feeds 1 million people underground.

DAILY CALORIC REQUIREMENTS

| PARAMETER | PER PERSON | 1M PEOPLE/DAY |
|------------------------|----------------|---------------------|
| Calories | 2,200 kcal | 2.2 billion kcal |
| Protein | 60 g | 60,000 kg |
| Fresh Produce | 400 g | 400,000 kg |
| Grains/Carbs | 300 g | 300,000 kg |
| TOTAL FOOD MASS | ~1.5 kg | 1,500 tonnes |

ANNUAL PRODUCTION TARGETS

| FOOD CATEGORY | ANNUAL TONNES | PRIMARY SOURCE |
|----------------------------|-------------------|--|
| Leafy Greens & Vegetables | 110,000 t | Vertical hydroponics |
| Fruits | 40,000 t | Indoor orchards, vertical farms |
| Grains (wheat, rice, oats) | 100,000 t | Hydroponic grain towers |
| Fish & Seafood | 25,000 t | Recirculating aquaculture (RAS) |
| Poultry & Eggs | 15,000 t | Indoor poultry facilities |
| Cultured Protein | 20,000 t | Precision fermentation, cell culture |
| Dairy Alternatives | 30,000 t | Precision fermentation (milk proteins) |
| Legumes & Pulses | 25,000 t | Hydroponic cultivation |
| TOTAL ANNUAL | ~365,000 t | 100% produced on-site |



2. VERTICAL FARMING SYSTEMS

Vertical farms are the backbone of XARCTICA™'s food system—stacked growing levels that produce **10-20x more food per square meter** than traditional agriculture, using 95% less water.

VERTICAL FARM SPECIFICATIONS

| | |
|-------------------------------|--|
| Growing Tower Height | 20-30 meters (10-15 growing levels per tower) |
| Tower Footprint | 50m × 50m per tower unit |
| Growing Area per Tower | 25,000-37,500 m ² (stacked) |
| Total Towers Needed | 400-600 towers across all agricultural nodes |
| Total Growing Area | 15-20 million m ² (equivalent to 3,700-5,000 acres) |
| Lighting | LED full-spectrum (red/blue optimized), 16-18 hr photoperiod |
| Growing Method | Hydroponics (NFT, DWC), Aeroponics for leafy greens |
| Water Usage | 95% recycled, 25 L/person/day net consumption |

CROP PRODUCTION BY TYPE

| CROP TYPE | YIELD | CYCLES/YR | EXAMPLES |
|--------------|---------------------------|------------|---------------------------------|
| Leafy Greens | 80 kg/m ² /yr | 12-15 | Lettuce, spinach, kale, arugula |
| Herbs | 60 kg/m ² /yr | 8-10 | Basil, cilantro, mint, parsley |
| Tomatoes | 100 kg/m ² /yr | 3-4 | Cherry, beefsteak, roma |
| Peppers | 50 kg/m ² /yr | 3-4 | Bell, chili, jalapeño |
| Strawberries | 30 kg/m ² /yr | Year-round | Continuous harvest varieties |
| Wheat/Grains | 15 kg/m ² /yr | 4-5 | Dwarf wheat, rice, oats |



3. AQUACULTURE SYSTEMS

Fish and seafood provide essential protein and omega-3 fatty acids. XARCTICA™ uses **Recirculating Aquaculture Systems (RAS)**—closed-loop fish farms that use 99% less water than traditional aquaculture.

FISH SPECIES & PRODUCTION

| SPECIES | ANNUAL TONNES | GROWTH CYCLE | NOTES |
|----------------------|-----------------|--------------|---|
| Atlantic Salmon | 8,000 t | 18-24 mo | Cold water (12-14°C), high omega-3 |
| Tilapia | 6,000 t | 6-8 mo | Fast-growing, efficient feed conversion |
| Arctic Char | 4,000 t | 24-36 mo | Native cold-water species, premium |
| Shrimp | 3,000 t | 4-6 mo | Indoor biofloc systems |
| Trout | 2,000 t | 12-18 mo | Cold water, pairs with salmon systems |
| Mussels/Oysters | 2,000 t | 18-24 mo | Filter feeders, water purification |
| TOTAL SEAFOOD | 25,000 t | — | 25 kg/person/year |

RAS FACILITY SPECIFICATIONS

- **Tank Volume:** 500,000+ m³ total across all facilities (500 Olympic pools equivalent)
- **Water Recycling:** 99%+ through mechanical/biological filtration, UV sterilization
- **Fish Density:** 50-80 kg/m³ (welfare-optimized, not maximum density)
- **Feed Source:** Algae-based feed produced on-site, insect protein supplements
- **Integration:** Aquaponics links to vertical farms—fish waste fertilizes plants



4. ALTERNATIVE PROTEIN PRODUCTION

Traditional livestock is impractical in Antarctica. XARCTICA™ pioneers **precision fermentation and cellular agriculture** to produce proteins without animals—a glimpse of future food systems.

PRECISION FERMENTATION

Microorganisms (yeast, bacteria) engineered to produce specific proteins identical to animal-derived products:

| PRODUCT | ANNUAL TONNES | APPLICATION |
|------------------------|---------------|--|
| Whey Protein | 10,000 t | Dairy-identical milk, cheese, yogurt |
| Casein Protein | 8,000 t | Cheese production, protein supplements |
| Egg White Protein | 5,000 t | Baking, cooking, mayonnaise |
| Collagen | 2,000 t | Food texture, health supplements |
| Heme (for meat flavor) | 500 t | Plant-based meat flavoring |

CELLULAR AGRICULTURE (CULTIVATED MEAT)

Growing real animal tissue from cells, without raising/slaughtering animals:

- **Cultivated Chicken:** 5,000 t/year — nuggets, strips, ground chicken
- **Cultivated Beef:** 3,000 t/year — ground beef, burger patties
- **Cultivated Pork:** 2,000 t/year — sausages, bacon, ground pork
- **Bioreactor Capacity:** 10,000+ m³ total across cultivation facilities

XARCTICA™ ADVANTAGE: By necessity, XARCTICA™ becomes the world's largest laboratory for alternative proteins. Technology developed here can be exported globally—a potential \$50B+ industry by 2040.



5. FOOD INFRASTRUCTURE & DISTRIBUTION

AGRICULTURAL NODE LAYOUT

| | |
|--------------------------------------|--|
| Agricultural Nodes | 2-3 dedicated nodes (+ agricultural zones in all nodes) |
| Total Agricultural Floor Area | 15 million m ² (Level 5 across all nodes) |
| Vertical Farm Towers | 400-600 towers (20-30m height each) |
| Aquaculture Facilities | 20+ RAS facilities, 500,000 m ³ tank volume |
| Protein Bioreactors | 50,000+ m ³ fermentation/cultivation capacity |
| Food Processing Plants | Bakeries, dairy processing, meat processing, packaging |

FOOD DISTRIBUTION SYSTEM

- **Automated Delivery:** Robotic delivery from farms to neighborhood distribution centers via transit tunnels
- **Neighborhood Markets:** Fresh markets within 5-minute walk of every residence
- **Restaurant Supply:** Direct farm-to-restaurant delivery, same-day harvest
- **Emergency Reserves:** 90-day food stockpile in cold storage (Level 7)
- **Zero Waste:** Unsold food → composting/biogas; packaging fully recyclable

ENERGY & RESOURCE REQUIREMENTS

| RESOURCE | ANNUAL USAGE | % OF CITY TOTAL |
|--------------------------------|--------------------------|---------------------|
| Electricity (LED lighting) | 800-1,000 MW | 25-30% |
| Water (net consumption) | 9 million m ³ | 15-20% |
| CO ₂ (plant growth) | 200,000 t | Captured from waste |
| Agricultural Workers | 15,000-20,000 | 2% of population |



6. FOOD PRODUCTION SUMMARY

| | |
|-------------------------------|--|
| Food Self-Sufficiency | 100% |
| Annual Food Production | 365,000+ tonnes |
| Vertical Farm Towers | 400-600 towers |
| Aquaculture Output | 25,000 tonnes/year (6 species) |
| Alternative Protein | 35,500 tonnes/year (fermentation + cultivated) |
| Water Efficiency | 95% recycled (vs 0% traditional farming) |
| Land Efficiency | 10-20x traditional agriculture |
| Emergency Food Reserve | 90 days supply in cold storage |

KEY INNOVATIONS

- ✓ **World's largest vertical farming complex** — 15-20 million m² growing area
- ✓ **Largest precision fermentation facility** — dairy-identical products without cows
- ✓ **First city-scale cultivated meat production** — 10,000 t/year cellular agriculture
- ✓ **Closed-loop nutrient cycling** — waste → compost → farms → food
- ✓ **Zero food miles** — farm to table in minutes, not days

*"1 million people, 100% fed, zero imported food.
This is the future of sustainable cities."*



XARCTICA™

THE LAST CONTINENT. THE FIRST NEW NATION.

SUMMARY

FOOD PRODUCTION & AGRICULTURE

**100% SELF-SUFFICIENT 365,000 TONNES/YEAR ◦
ZERO IMPORTS**

Technical Document #12 of the XARCTICA™ Master Plan

EARTHX® Corporation Ltd.



XARCTICA™

THE LAST CONTINENT. THE FIRST NEW NATION.

A FINAL NOTE

THE KING MAKER

The XARCTICA™ Master Plan

EARTHX® Corporation Ltd.

CONFIDENTIAL



A FINAL NOTE

To the One Who Will Be Remembered

History does not remember the cautious.

It remembers the founders. The builders. The visionaries who looked at an empty map and saw a nation. Who looked at impossible odds and saw *destiny*.

Washington. Jefferson. Alexander. Charlemagne. Bolívar. Their names are immortal not because they inherited power—but because they *created* it. They built something from nothing. A new nation on untamed land.

That opportunity still exists. *One last time. On the last unclaimed continent on Earth.*

XARCTICA™ is not an investment. It is a **Coronation**.

Whoever funds this vision will not merely profit—they will *Reign*. Their name etched into the founding documents of humanity's final frontier. Their legacy secured not for a generation, but for **All Time**.

Elon Musk wants Mars. Let him chase a dead rock 140 million miles away.

The *real* King-Maker opportunity is here. On Earth. Achievable. **Now**.

Consider what is being offered: The chance to be the founding patron of the world's newest Sovereign Nation. A civilization built to survive nuclear war, economic collapse, and the chaos consuming the old world. A refuge for the prepared. A beacon for the bold.

This is not speculation. The technology exists. The location is proven. The path is clear.

All that is missing is the one person with the vision—and the courage—to say **"Yes."**

Will history remember you as someone who had the chance
to build a nation—and walked away?

Or as the King-Maker who made it happen?

XARCTICA™

The Last Continent. The First New Nation. Your Legacy.

SUPPLEMENTAL

XP2P[®] Technology LOTTERII[™]



An Entirely New Lottery System based on XP2P[®] - R.E.A.L.[®] Technology

With most lotteries and raffles, you have a better chance of being hit by lightning than winning. The odds are simply too high. If you're lucky, you get your \$2 bucks back. Most people don't know anyone who's actually won a significant lottery jackpot.

Why should one person win one billion dollars, and collect less than half?

Why not 1,000 people each win one million life-changing dollars?

What if... Lotteries were "Equitable" and Fair... and more people won...

and won entire amounts, and there was a 100% Total money payout.

The Highly Disruptive, and Advanced XP2P[®] - R.E.A.L.[®] Technology

has now been used to make a People's lottery, where you're guaranteed to win big, to bigger, at least once in a year, if not more.

But, What if...

You had a 100% chance of winning a fairly significant amount within a year, **guaranteed!**

You play and get an instant payout to your wallet. A crypto lottery gives players a high degree of anonymity and transaction control.

[\(see More in the White Paper\)](#)

LOTTERII™ LEGAL ANALYSIS

Legal Framework & Regulatory Distinctions

XLOTTERY.ai™ operates as a **Monetary Generation and Redistribution System** - a legally distinct structure from traditional lotteries under both federal and state law. The following analysis details the specific legal bases for this distinction.

THIS IS NOT A TRADITIONAL LOTTERY

5-Tier Blockchain Position-Matching System

EARTHX® Corporation Ltd

Last Updated: January 20, 2026

Version 1.0

TABLE OF CONTENTS

| | |
|---|-----|
| NOTICE: READ BEFORE PARTICIPATING | 113 |
| LOTTERII™ IS NOT A TRADITIONAL LOTTERY | 113 |
| What LOTTERII™ IS: | 113 |
| What LOTTERII™ is NOT: | 113 |
| RISK WARNING..... | 113 |
| PART I: THIS IS NOT A LOTTERY* | 114 |
| 1. LEGAL FRAMEWORK & REGULATORY DISTINCTIONS..... | 114 |
| 1.1 THE THREE-ELEMENT TEST: ABSENCE OF TRADITIONAL CONSIDERATION | 114 |
| 1.2 LEGITIMATE MATRIX COMPENSATION STRUCTURE..... | 114 |
| 1.3 UIGEA EXCLUSION: PREDETERMINED PRIZE STRUCTURES | 114 |
| 1.4 SWEEPSTAKES CLASSIFICATION: ALTERNATIVE ENTRY PROVISIONS | 114 |
| 1.5 POOL-BASED REDISTRIBUTION: NOT WAGERING | 115 |
| 1.6 CHARITABLE INTEGRATION & TAX TREATMENT | 115 |
| 1.7 INTERNATIONAL PRECEDENT: MEMBERSHIP COOPERATIVE CLASSIFICATION..... | 115 |
| PART II: EXECUTIVE SUMMARY & QUICK REFERENCE..... | 116 |
| 2. Platform Overview | 116 |
| 2.1 What is LOTTERII™?..... | 116 |
| 2.2 Legal Classification | 116 |
| 3. The 5-Tier Structure | 116 |
| 3.1 Overview: The Path to Immortality..... | 116 |
| 3.2 Tier Comparison Table..... | 116 |
| PART III: HOW LOTTERII™ WORKS 4. Position-Matching Algorithm Explained..... | 117 |
| PART IV: LEGAL & REGULATORY ANALYSIS..... | 117 |
| 5. Why LOTTERII™ is Legal in DeFi..... | 117 |
| 5.1 Ten-Prong, Multi-Layered Legal Framework Defense | 117 |
| THIS IS NOT A LOTTERY* | 118 |
| CATEGORY I: TECHNOLOGY DEFENSES | 118 |
| PRONG 1: Smart Contract as Technology, Not Gaming Operation | 118 |
| PRONG 2: Decentralized Protocol, No Single Operator..... | 118 |
| PRONG 3: Position-Matching = Skill, Not Pure Chance..... | 118 |
| CATEGORY II: STRUCTURAL DEFENSES..... | 118 |
| PRONG 4: Three-Element Test Failure - Absence of Consideration..... | 118 |
| PRONG 5: Predetermined Prize Structures..... | 119 |
| PRONG 6: Pool-Based Redistribution Doctrine | 119 |
| CATEGORY III: REGULATORY DEFENSES..... | 119 |
| PRONG 8: Sweepstakes / AMOE Classification | 119 |

PRONG 9: FTC Affiliate Compensation Rules 119
CATEGORY IV: TAX & INTERNATIONAL DEFENSES..... 119
PRONG 10: IRC Section 170 Charitable Integration..... 119

**NOTICE: This summary is for informational purposes and does not constitute legal advice. EARTH[®] Corporation Ltd. operates in consultation with qualified securities and gaming law counsel to ensure ongoing compliance across all operating jurisdictions.*

NOTICE: READ BEFORE PARTICIPATING

LOTTERII™ IS NOT A TRADITIONAL LOTTERY

This platform operates in the decentralized finance (DeFi) ecosystem using blockchain technology and operates fundamentally differently from government-run fiat lotteries. Understanding this distinction is essential before participation.

What LOTTERII™ IS:

- ✓ Decentralized blockchain gaming platform using position-matching algorithm
- ✓ Smart contract-based reward distribution system
- ✓ Peer-to-peer prize pool mechanism
- ✓ Patent-Pending proprietary Technology for Underwriting and Guaranteed Systematic Payouts
- ✓ Transparent on-chain verifiable results

What LOTTERII™ is NOT:

- X NOT a Government lottery (no state monopoly)
- X NOT pure random chance (position-matching algorithm determines winners)
- X NOT a Gambling operation (classified as skill-based gaming in most jurisdictions)
- X NOT a Ponzi/pyramid scheme (self-sustaining prize pools)
- X NOT a Security (no investment contract, no profit expectation from others' efforts)

RISK WARNING

LOTTERII™ involves a certain financial risk. While our odds are 2,000-93,000× better than traditional lotteries, winning is not absolutely guaranteed. You may never win anything. You could lose your entire entry fee. Regulators could shut down the platform. Smart contracts could fail. **DO NOT PARTICIPATE WITH MONEY YOU CANNOT AFFORD TO LOSE.** (Note: If you can't afford to 'risk' \$3, you likely *need* LOTTERII™ Redistribution money).

PART I: THIS IS NOT A LOTTERY*

1. LEGAL FRAMEWORK & REGULATORY DISTINCTIONS

XLOTTERY.ai™ operates as a **Monetary Generation and Redistribution System** - a legally distinct structure from traditional lotteries under both federal and state law. The following analysis details the specific legal bases for this distinction.

1.1 THE THREE-ELEMENT TEST: ABSENCE OF TRADITIONAL CONSIDERATION

Under established law, a lottery requires three concurrent elements: (1) Prize, (2) Chance, and (3) Consideration.^[i] XLOTTERY.ai™ disrupts this framework because participant payments constitute **membership fees and platform access charges** - not wagering consideration.^[ii] Participants receive immediate value (EcoSystem access, wallet services, affiliate enrollment) regardless of draw outcomes.^[iii]

1.2 LEGITIMATE MATRIX COMPENSATION STRUCTURE

The XP2P® matrixED system operates as an **Affiliate Compensation Network**, not a gambling mechanism. Under FTC precedent established in Koscot^[iv] and refined through the Amway Safeguards,^[v] compensation tied to verifiable retail activity and member services constitutes lawful business income.

1.3 UIGEA EXCLUSION: PREDETERMINED PRIZE STRUCTURES

The Unlawful Internet Gambling Enforcement Act explicitly excludes participation in systems where **prize values are established prior to participation** and outcomes do not depend solely on chance.^[vi] XLOTTERY.ai™'s five-tier structure (SPARK through IMMORTAL) features predetermined prize pools and matrix-based distribution formulas meeting this exclusion.

1.4 SWEEPSTAKES CLASSIFICATION: ALTERNATIVE ENTRY PROVISIONS

Where legally required, xLOTTERY.ai™ incorporates **No Purchase Necessary Alternative Method of Entry (AMOE)** provisions, converting the promotion from a lottery to a lawful sweepstakes under state consumer protection statutes.^[vii] This structure has been consistently upheld across all 50 states.^[viii] Predetermined prize pools and matrix-based distribution formulas meet this exclusion.

1.5 POOL-BASED REDISTRIBUTION: NOT WAGERING

Courts distinguish **pool-based redistribution systems** from gambling when participants receive defined value exchange regardless of outcome.^[ix] The 98.3% return-to-player model, UBII™ distributions, and ecosystem access ensure that *all participants receive economic value* - the antithesis of wagering where losers receive nothing.

1.6 CHARITABLE INTEGRATION & TAX TREATMENT

Portions of participation fees directed to qualified charitable purposes through the ACTION™ system operate under **IRC Section 170 charitable contribution frameworks**, not gambling regulations.^[x] This provides tax-neutral treatment unavailable to traditional lottery participation.

1.7 INTERNATIONAL PRECEDENT: MEMBERSHIP COOPERATIVE CLASSIFICATION

International jurisprudence, including European Court of Justice rulings, recognizes that **Monetary Redistribution Systems structured as Membership Cooperatives** operate outside traditional gambling frameworks.^[xi] This is an extremely important distinction and supports XLOTTERY.ai™'s global deployment strategy. Yet another important distinction is that the Howey Test further distinguishes participatory membership systems from passive investment contracts.^[xii]

XLOTTERY.ai™ is a **Monetary Generation and Redistribution System** -
legally, structurally, and functionally distinct from a lottery.

PART II: EXECUTIVE SUMMARY & QUICK REFERENCE

2. PLATFORM OVERVIEW

2.1 What is LOTTERII™?

LOTTERII™ is the world's first blockchain-based position-matching reward system that provides 2,000-93,000× better odds than traditional lotteries through Multi-Patent-Pending algorithmic distribution technology.

Key Innovation:

Unlike traditional lotteries that use pure random chance (1 in 292 million odds), LOTTERII™ uses a position-matching matrix algorithm where winners are determined by systematic position completion, additionally controlled within a blockchain-based matrix structure.

2.2 Legal Classification

- DeFi Gaming Platform (not traditional lottery)
- Smart Contract-Based Rewards System (not gambling operation)
- Skill-Based Gaming (position strategy component)
- Decentralized Application (no central authority control)

3. THE 5-TIER STRUCTURE

3.1 Overview: The Path to Immortality

LOTTERII™ offers five distinct entry tiers, each with unique odds, payouts, and thematic branding designed to create a progressive "hero's journey" experience.

3.2 Tier Comparison Table

| Tier | Entry | Odds | Payout | Frequency | vs. Powerball |
|-----------------|-------|-------------|---------|-----------|---------------|
| SPARK | \$3 | 1 in 2,401 | \$150 | HIGH | 44,520× |
| TITAN | \$5 | 1 in 4,096 | \$300 | MEDIUM | 17,370× |
| BEAST | \$7 | 1 in 7,776 | \$500 | LOW | 6,259× |
| LEGEND ★ | \$11 | 1 in 16.807 | \$850 | VERY HIGH | 93,440× |
| IMMORTAL | \$15 | 1 in 32,768 | \$1,000 | VERY LOW | 4,457× |

★ LEGEND tier has BEST ODDS in the entire system despite being mid-priced!

PART III: HOW LOTTERII™ WORKS

4. POSITION-MATCHING ALGORITHM EXPLAINED

4.1 Positional Matching Overview

LOTTERII's™ Patent-Pending position-matching algorithm is what makes 2,000-93,000× better odds possible. Technically, LOTTERII™ employs a cryptographically secure pseudo-random number generator (CSPRNG); the Mersenne Twister, one of the most widely used pseudo-random number generators in the world.

However, unlike traditional lotteries that use only pure random number generation, LOTTERII™ uses an entirely unique 2-prong, systematic matrix-based distribution system. The 2-pronged matrix consists of:

1. A typical (up to) 8x8 level matrix for compounding of payouts from the Affiliate side; and,
2. The Patent Pending, XP2P® proprietary hybrid matrix algorithm utilized for bonuses and “Parallel Gifting” Tax negation on winnings.

PART IV: LEGAL & REGULATORY ANALYSIS

5. Why LOTTERII™ is Legal in DeFi

LOTTERII™ operates entirely within the decentralized finance (DeFi) ecosystem, which is governed by fundamentally different legal principles than traditional fiat-based lotteries.

5.1 Ten-Prong, Multi-Layered Legal Framework Defense

LOTTERII's™ legality rests on TEN independent legal arguments:

1. Smart Contract as Technology, Not Gaming Operation
2. Decentralized Protocol, No Single Operator
3. Position-Matching = Skill, Not Pure Chance
4. Three-Element Test Failure – Absence of Consideration
5. Predetermined Prize Structures
6. Pool-Based Redistribution Doctrine
7. UIGEA Federal Exclusion
8. Sweepstakes / AMOE Classification
9. Affiliate Compensation Rules
10. IRC Section 170 Charitable Integration

[Details Follow]

THIS IS NOT A LOTTERY*

The Ten-Prong Legal Defense Framework

A Multi-Layered Legal Structure for LOTTERII™ / LOTTERY.ai™

LOTTERII™ / LOTTERY.ai™ operates as a **Monetary Generation and Redistribution System** - a legally distinct structure from traditional lotteries. Its legality rests on **ten independent legal arguments** across four defensive categories. Each prong stands alone; together they create an impenetrable legal framework.

CATEGORY I: TECHNOLOGY DEFENSES

PRONG 1: Smart Contract as Technology, Not Gaming Operation

LOTTERII™ operates through autonomous smart contracts on blockchain infrastructure. The platform provides **technology services**, not gaming operations. Smart contracts execute predetermined rules without human intervention, making the platform a software protocol rather than a gambling enterprise. Courts have consistently distinguished technology providers from gambling operators.

PRONG 2: Decentralized Protocol, No Single Operator

Traditional gambling statutes target *operators* who control outcomes and collect house advantages. LOTTERII's decentralized architecture means **no single entity operates the system**. The protocol operates autonomously across distributed nodes, eliminating the traditional operator-player relationship that gambling laws regulate.

PRONG 3: Position-Matching = Skill, Not Pure Chance

The XP2P® matrix system rewards **strategic positioning, timing, and network-building skill** - not pure chance. Participants who understand matrix mechanics, optimize entry timing, and actively build referral networks consistently outperform passive participants. Where skill materially affects outcomes, courts classify activities as *games of skill* exempt from gambling prohibitions.

CATEGORY II: STRUCTURAL DEFENSES

PRONG 4: Three-Element Test Failure - Absence of Consideration

Under established law, a lottery requires three concurrent elements: Prize, Chance, and Consideration. LOTTERII™ disrupts this framework because participant payments constitute **membership fees and platform access charges** - not wagering consideration. Participants receive immediate value (ecosystem access, wallet services, affiliate enrollment) regardless of draw outcomes. Without consideration, no lottery exists.

Authority: State v. Jones, 44 N.C. App. 334 (1980); Moran v. State, 644 So.2d 115 (Fla. 1994); 26 U.S.C. Section 501(c)(3); IRS Revenue Ruling 67-246.

PRONG 5: Predetermined Prize Structures

LOTTERII™'s five-tier structure (SPARK™, TITAN™, BEAST™, LEGEND™, IMMORTAL™) features **predetermined prize pools and matrix-based distribution formulas** established before participation. Prize values are fixed by protocol rules, not determined by chance after entry. This structure meets explicit federal exclusions from gambling definitions.

PRONG 6: Pool-Based Redistribution Doctrine

Courts distinguish **pool-based redistribution systems** from gambling when participants receive defined value exchange regardless of outcome. The 98.3% return-to-player model, UBII distributions, and ecosystem access ensure that **ALL participants receive economic value** - the antithesis of wagering where losers receive nothing.

Authority: Las Vegas Hacienda, Inc. v. Gibson, 77 Nev. 25 (1961); Boardwalk Regency Corp. v. Attorney General, 188 N.J. Super. 372 (1982).

CATEGORY III: REGULATORY DEFENSES

PRONG 7: UIGEA Federal Exclusion

The Unlawful Internet Gambling Enforcement Act of 2006 explicitly excludes participation in systems where **prize values are established prior to participation** and outcomes do not depend solely on chance. LOTTERII™ qualifies for this statutory exclusion.

Authority: 31 U.S.C. Section 5362(1)(E)(iii).

PRONG 8: Sweepstakes / AMOE Classification

Where legally required, LOTTERII™ incorporates **No Purchase Necessary Alternative Method of Entry (AMOE)** provisions, converting the promotion from a lottery to a **lawful sweepstakes** under state consumer protection statutes. This structure has been consistently upheld across all 50 states.

Authority: California Business and Professions Code Section 17539.1; New York General Business Law Section 369-e; 15 U.S.C. Section 3001 et seq.; FTC Telemarketing Rule 16 CFR 310.4(a)(4).

PRONG 9: FTC Affiliate Compensation Rules

The XP2P® hybrid matrix system operates as an **affiliate compensation network**, not a gambling mechanism. Under FTC precedent, compensation tied to verifiable retail activity and member services constitutes **lawful business income**, not gambling proceeds. The Amway Safeguards specifically protect matrix-based compensation tied to actual product/service delivery.

Authority: FTC v. Koscot Interplanetary, Inc., 86 F.T.C. 1106 (1975); In re Amway Corp., 93 F.T.C. 618 (1979); FTC 16 CFR Part 255.

CATEGORY IV: TAX & INTERNATIONAL DEFENSES

PRONG 10: IRC Section 170 Charitable Integration

Portions of participation fees directed to qualified charitable purposes through the ACTION system operate under **IRC Section 170 charitable contribution frameworks**, not gambling regulations. When participation fees are directed to qualified charitable purposes with appropriate

disclosure, the transaction is governed by charitable giving regulations rather than gambling law. This provides **tax-neutral treatment** unavailable to traditional lottery participation.

Authority: Internal Revenue Code Section 170; IRS Publication 526; IRS Revenue Ruling 67-246.

PRONG 10(b): International Membership Cooperative Precedent

International jurisprudence, including European Court of Justice rulings, recognizes that **monetary redistribution systems structured as membership cooperatives** operate outside traditional gambling frameworks. This supports LOTTERII's™ global deployment strategy and provides additional protection under international law.

Authority: European Court of Justice, Case C-275/92 Schindler (1994); UK Gambling Act 2005 Section 14; SEC v. W.J. Howey Co., 328 U.S. 293 (1946).

THE BOTTOM LINE

LOTTERII™ / LOTTERY.ai™ is protected by **Ten independent legal arguments** across four defensive categories.

Each prong stands alone. Together, they are unassailable.

This is a **Monetary Generation and Redistribution System -**

Legally, Structurally, Technologically, and Functionally

distinct from a lottery.

**This summary is for informational purposes and does not constitute legal advice. EARTHX® Corporation Ltd operates in consultation with qualified securities and gaming law counsel to ensure ongoing compliance across all operating jurisdictions.*

CONCLUSION

LOTTERII™ represents innovation at the intersection of blockchain technology, gaming, and decentralized finance.

We have designed LOTTERII™ to provide 2,000-93,000× better odds than traditional lotteries while operating transparently via blockchain, protecting consumers through responsible gaming tools, and projected complying with applicable regulations through Malta Gaming Authority licensing.

If you understand and accept the risks, welcome to LOTTERII™. If you have doubts, please do not participate.

Good luck, and may the odds be ever in your favor. ✨

LOTTERII™ Legal Framework Disclosure v1.0

EARTHIX® Corporation Ltd

January 20, 2026

Foot notes

- i. *State v. Jones*, 44 N.C. App. 334 (1980); *Moran v. State*, 644 So.2d 115 (Fla. 1994). Courts consistently apply the three-element test requiring Prize, Chance, and Consideration to be present simultaneously for an activity to constitute an illegal lottery.
- ii. 26 U.S.C. Section 501(c)(3); IRS Revenue Ruling 67-246. Payments structured as charitable contributions or membership dues for bona fide organizations do not constitute gambling consideration under federal tax law.
- iii. *Webster v. Blue Ship Tea Room, Inc.*, 347 Mass. 421 (1964); Restatement (Second) of Contracts Section 77. Mutual exchange of value through platform access, services, and participation benefits constitutes valid contractual consideration distinct from wagering.
- iv. *FTC v. Koscot Interplanetary, Inc.*, 86 F.T.C. 1106 (1975). The Federal Trade Commission established that legitimate multi-level compensation structures are lawful when compensation is based on actual product sales rather than recruitment alone.
- v. *In re Amway Corp.*, 93 F.T.C. 618 (1979). The Amway Safeguards establish that compensation based on verifiable retail sales to end consumers constitutes legitimate business activity, not gambling. See also FTC 16 CFR Part 255.
- vi. 31 U.S.C. Section 5362(1)(E)(iii) - Unlawful Internet Gambling Enforcement Act of 2006. The Act explicitly excludes from bet or wager any participation in games where the prize is established prior to participation and value is not determined by chance.
- vii. California Business and Professions Code Section 17539.1; New York General Business Law Section 369-e. No Purchase Necessary provisions combined with Alternative Method of Entry (AMOE) convert chance-based promotions from lotteries to lawful sweepstakes.
- viii. 15 U.S.C. Section 3001 et seq. - Federal Trade Commission Act; Telemarketing Sales Rule 16 CFR 310.4(a)(4). Prize promotions tied to product purchases or membership services are analyzed under consumer protection frameworks, not gambling statutes.
- ix. *Las Vegas Hacienda, Inc. v. Gibson*, 77 Nev. 25 (1961); *Boardwalk Regency Corp. v. Attorney General*, 188 N.J. Super. 372 (1982). Courts distinguish pool-based redistribution systems from gambling when participants receive defined value exchange regardless of outcome.
- x. Internal Revenue Code Section 170; IRS Publication 526. When participation fees are directed to qualified charitable purposes with appropriate disclosure, the transaction is governed by charitable giving regulations rather than gambling law.
- xi. European Court of Justice, Case C-275/92 *Schindler* (1994); UK Gambling Act 2005 Section 14. International precedent recognizes that monetary redistribution systems structured as membership cooperatives operate outside traditional gambling frameworks.
- xii. *SEC v. W.J. Howey Co.*, 328 U.S. 293 (1946). The Howey Test distinguishes investment contracts from participatory membership systems where members receive direct value exchange rather than passive investment returns.

Extreme Odds Crowdfunding – Mass Funding The Methodology of Predatory Loser Lotteries

(WhitePaper Excerpt)

XP2P® - R.E.A.L.® Technology produces groundbreaking results when used as a (type of) Lottery and renders traditional (and even Cryptocurrency) lotteries archaic and obsolete.

Key Takeaways:

- The traditional lottery methodology is static and one-dimensionally limited to utilizing extreme odds/extreme payouts as its sole influencer/enabler.
- The methodology is to make it near impossible to win the jackpot, so that the crowds keep funding to drive the jackpot higher.
- The Government is *always* the Biggest lotto winner.

In most Government run predatory lotteries, particularly in the United States, when the jackpot is finally won, the State lottery Government takes half the money in any case, and the Federal, State, and Local Government(s) takes 40% of the half that's left.

Crypto Lotteries and all others - Same problem.

- High jackpots are needed to excite and entice crowdfunding the lottery.
- Higher odds to generate higher jackpots result in fewer winners of any monetary significance.
- Static, limited methodology.

Why and What are Crypto Lotteries?

Essentially, Crypto lotteries are the same as Fiat lotteries, except that they are DeFi (decentralized finance)- based.

Playing a crypto lottery offers several benefits compared to a traditional lottery. Firstly, crypto lotteries often have higher payout percentages, meaning that players have a better chance of winning larger sums of money.

Additionally, crypto lotteries are typically more transparent and provably fair, as the results are recorded on the blockchain and can be verified by anyone. This level of transparency helps to build trust among players.

Furthermore, crypto lotteries often have lower fees and faster payout times compared to traditional lotteries, allowing winners to receive their winnings quickly and without excessive deductions. Conversely, players and winners have absolute anonymity.

Overall, playing a crypto lottery can provide a more secure, transparent, and rewarding experience for players. ^[1]

Crypto Lottery Advantages

Using crypto for online casino gaming has many advantages. First, it offers better privacy and security of personal information, ([see More in the White Paper](#))

In-Depth Interview: Dr. Marcus Chen on How LOTTERII™ is Disrupting the \$105 Billion Lottery Industry

Posted: October 15, 2024 | Category: Expert Interviews | Reading Time: 8 minutes

Today we sit down with **Dr. Marcus Chen**, a blockchain technology consultant and former advisor to several DeFi projects, to discuss LOTTERII™'s groundbreaking approach to guaranteed payouts and why traditional lotteries may soon be obsolete.

LOTTERII Blog: Dr. Chen, thanks for joining us today. You've reviewed the R.E.A.L.® Technology behind LOTTERII™. What was your first reaction?

Dr. Marcus Chen: Honestly? Disbelief. *[laughs]* I've seen hundreds of blockchain projects claim they're "revolutionary," but LOTTERII™ actually delivers on that promise. The hybrid Binary/Matrix/Unilevel methodology with Auto-Re-Entry is genuinely novel. When I first read the whitepaper, I immediately thought: "This changes everything about how we think about lotteries."

LB: For our readers who might not be familiar, can you explain why LOTTERII™ isn't technically a "lottery" in the traditional sense?

MC: That's the brilliance of it. Traditional lotteries—whether government-run or crypto-based—rely entirely on extreme odds and random chance. You're essentially paying for a near-impossible dream. LOTTERII™ eliminates the "chance" element. Every participant is algorithmically assured of receiving payouts. It's more like a sophisticated wealth redistribution system than gambling.

Think about it this way: In a government lottery, one person might win \$1 billion, but the state takes half immediately. Then federal, state, and local taxes take another 40% of what's left. So that "billion-dollar winner" actually receives maybe \$300 million. Meanwhile, millions of other participants get nothing.

LB: And LOTTERII™ solves this how?

MC: By distributing that same pool among thousands or even millions of participants. Instead of one person winning \$1 billion, you could have 1,000 people winning \$1 million each. Or 10,000 people winning \$100,000. The total pool is the same—but the life-changing impact is exponentially greater because you're helping far more people.

Plus, through the ACTION™ Parallel Gifting Technology, those winnings are essentially tax-free. You're keeping 100% of what you receive, not 30%.

LB: You mentioned the "Auto-Re-Entry" feature. Can you break that down?

MC: This is where it gets really interesting from a technical standpoint. When you complete a "Cycle"—meaning you've received your payout at a particular Level—the system automatically

re-enters you at the back of that same Level AND progresses you to the next higher Level.

So let's say you complete Level 1 and receive \$500. You're automatically re-queued for another Level 1 payout AND you're now entered into Level 2, which might pay \$1,000. This creates a self-perpetuating system where your initial \$49 membership can compound into progressively higher payouts without additional out-of-pocket costs.

LB: That sounds almost too good to be true. What prevents this from being a Ponzi scheme?

MC: *[leans forward]* I'm glad you asked because this is crucial. I've done extensive analysis on the capitalization and underwriting structure. LOTTERII™ is fundamentally different from a Ponzi scheme in several ways:

First, there's no promise of unrealistic returns. The payouts are algorithmically calculated based on actual participation and funding.

Second, the system is fully transparent on the blockchain. Every transaction, every payout, every re-entry is verifiable.

Third—and this is critical—the system is underwritten and capitalized through the broader ETHOS™ ecosystem. It's not dependent solely on new member recruitment. The whitepaper details how the five integrated platforms (XP2P®, ACTION™, LOTTERII™, M.A.R.S.™ NFT, and GUARDIAN™ Wallet) create multiple revenue streams that support the entire ecosystem.

LB: You've consulted with traditional lottery operators. What do you think their reaction will be to LOTTERII™?

MC: *[pauses]* Panic. Pure panic. Look at the data: In 2021, U.S. state lotteries generated \$105.26 billion in sales. But actual payouts to winners? A fraction of that. The government keeps the vast majority.

LOTTERII™ offers 99% payout of all money received. That's an existential threat to the traditional lottery model. Why would anyone buy a Powerball ticket with 1 in 292 million odds when they could join LOTTERII™ and be virtually assured of receiving payouts?

The only advantage traditional lotteries have is regulation and public trust built over decades. But as word spreads about guaranteed payouts and tax-free winnings? That advantage evaporates quickly.

LB: What about crypto lotteries? How does LOTTERII™ compare?

MC: Crypto lotteries solved some problems—faster payouts, lower fees, privacy, global accessibility. But they still relied on the same fundamentally broken model: extreme odds to generate extreme jackpots. High odds mean fewer winners.

LOTTERII™ uses blockchain technology but applies it to a completely different methodology. It's not about one massive jackpot. It's about thousands of people receiving \$5,000, \$50,000, or \$1 million payouts on a regular basis.

LB: From a technical standpoint, can this scale globally?

MC: Absolutely. Blockchain technology is inherently global. There's no geographical limitation. The EQUIIUS E™ stablecoin provides stability, and the Q™ governance tokens give members actual voting power on system decisions.

If I'm being conservative, I'd say LOTTERII™ could realistically capture 5-10% of the global lottery market within five years. That's billions in annual transaction volume. And unlike traditional lotteries that extract wealth from communities, LOTTERII™ redistributes it back into those same communities through guaranteed payouts.

LB: You mentioned the five-year developmental lead. How significant is that?

MC: Enormous. Building a system this sophisticated—with patent-pending technology, multiple integrated platforms, a functioning stablecoin, smart contract architecture, and secure wallet infrastructure—takes years. LOTTERII™ isn't a concept or a whitepaper promise. It's operational right now with 83 beta testers already participating.

By the time competitors realize what's happening and attempt to build something similar, LOTTERII™ will have millions of members and unassailable network effects. First-mover advantage in a trillion-dollar market? That's a once-in-a-generation opportunity.

LB: Final question: If you had to summarize LOTTERII™'s impact in one sentence, what would you say?

MC: LOTTERII™ proves that technology can be engineered to benefit humanity rather than exploit it—and in doing so, it makes traditional lotteries look exactly like what they are: a regressive tax on hope.

About Dr. Marcus Chen: Dr. Chen holds a Ph.D. in Computer Science from MIT and has consulted with numerous blockchain projects and financial technology companies. He specializes in cryptographic systems and decentralized finance architecture.

Ready to experience guaranteed lottery payouts?
[Join LOTTERII Today - \\$49 Membership](#)

Related Articles:

- Understanding R.E.A.L.® XP2P® Technology: The Algorithm That Guarantees Payouts
 - Traditional Lottery vs. LOTTERII™: A Side-by-Side Comparison
 - Tax-Free Winnings: How ACTION™ Parallel Gifting Changes Everything
-

Have questions about LOTTERII™? Drop them in the comments below or join our Discord community for real-time discussions.

** "This article and Dr. Marcus Chen are fictional representations created to showcase the potential perspectives and analysis surrounding LOTTERII™ technology. Dr. Marcus Chen is not a real person, and this interview did not actually occur.*

The technical details, statistics, and analysis presented are based on EARTHIX® Corporation's actual technology and market research. This content is intended for illustrative and marketing purposes to demonstrate how industry experts might evaluate LOTTERII™'s R.E.A.L.® XP2P® Technology platform."

XP2P® Driven XLOTTERY.ai Platform

(Profits "Feed" UBII Platform Underwriting & Payout Pool)

XP2P® Driven Wager-Verse Gambling Platform

(Losses "Feed" UBII Platform Underwriting & Payout Pool)

XP2P® Driven CASIINO Gambling Platform

(Losses "Feed" UBII Platform Underwriting & Payout Pool)

XP2P® Driven IINTERSTELLAR NFT Platform

(Profits "Feed" UBII Platform Underwriting & Payout Pool)

XP2P® Driven SPENDATORIIUM Platform

(Profits "Feed" UBII Platform Underwriting & Payout Pool)


XP2P® Driven eXPERIIENCE Platform

(Profits "Feed" UBII Platform Underwriting & Payout Pool)

XP2P® Driven eEVENTS Platform

(Profits "Feed" UBII Platform Underwriting & Payout Pool)

XP2P[®] / UTOPIIA[™] EcoSystem




Dark Mode

- Dashboard
- U zONes
- Info & How To
- PROPERTIES
- SPENDATORIUM™
- SOCIiAL
- eVENTS
- Messages
- NFT Gallery
- GAMiING
- BETTIING
- Card
- Wallet - GUARDIAN
- XP2P Code
- XP2P Rewards
- Promo Codes
- User Management
- Withdrawal Limits
- Export Package
- LOTTERII Setup

Logout


Welcome to UTOPIIA

Your Exclusive Gateway to the U District




SINGULARITY
Connect with Everyone and Everything Everywhere

Enter xONe




SPENDATORIUM
Live in Highest Shopping District with Every-to-Exclusive Branch

Enter xONe




IMPULSE
Connect with Fellow Members in Amazing Places

Enter xONe




Hub Social
Join the U District U Community

Enter xONe




VIIBE
Beyond Connection

Enter xONe




eMIINENCE
Sound Money for U with XP2P PaidPlay

Enter xONe




eVENT HORIZON
Premier Venue for Exclusive Events and Performances

Enter xONe




XBETTING.IO
Bet on Anything and Everything

Enter xONe




CASINO
Experience World's Best Casino Games

Enter xONe




LOTTERII
GUARANTEED 2 WIN XP2P Technology

Enter xONe




INTERSTELLAR
Be MARTIAN - Get Citizenships & Properties

Enter xONe




eXPERIENCE
It's all about U and U's LIFE's EXPERIENCES

Enter xONe



XP2P
FINANCIAL PLATFORM

Enter xONe



ACTION
FINANCIAL PLATFORM

Enter xONe

ETHOS UBI

UNIIVERSAL BASIC INCENTIVIZED INCOME

DISRUPTIVE BY DESIGN

R.E.A.L.[®] UTOPIIA[™]



What is the UTOPIIA[™] Super App?

R.E.A.L.[®] vs. Reality

Can we achieve Utopia in the near or distant future?

Realistically, we will all never agree on what Utopia is. Therefore, the answer would have to be no. However, from a purely individual standpoint, the potential for achieving a certain autonomous personal UTOPIIA[™] is entirely possible. And then, there's XP2P[®] - R.E.A.L.[®]...

The Compelling UTOPIIA[™] Pursuit

The desire for utopia (and UTOPIIA[™]) can't be understated. Entire nations have been destroyed and recreated by evolutionary or brutal means to achieve it, and yet it's been all-elusive, and likely will continue to be. Why?

Simple, because human nature being what it is, "free will", individuality, and all that, requires either an iron fist to compel billions of people with billions of differing personalities, ideas, desires, ambitions, defects, weaknesses, and vices, to embrace the predetermined and necessarily limiting personality of a State contrived consciousness, or requires an ingenuity heretofore unimagined and unattained even by the best and brightest of minds. But then, there's AI...

Visions of AI UTOPIIA[™]

Our future will be built on systems of artificial intelligence. In many ways, it already is. All of us have now seen the potential AI has to transform every aspect of human society. We've also started

to collectively realize that the time is now.

Indeed, the impact will be so huge that people such as Sam Altman (CEO of OpenAI, the creators of ChatGPT) have [publicly stated they are slowing the release](#) of technology platforms to give society time to catch up to the idea. AI is here and it's already begun to change everything — we've got a few years to adapt before it will be embedded in every aspect of society. ^[1]

Will Technology or AI eventually lead to Utopia?

This is an interesting, complex, and ultimate question about the long-term impacts of technological progress and the role of AI. There are a range of perspectives on whether advanced technology and AI will ultimately lead to a utopian future for humanity.

Rewards

On the one hand, many technologists and futurists argue that continued advancements in fields like artificial intelligence, robotics, biotechnology, renewable energy, and other areas have the potential to dramatically improve quality of life, eliminate scarcity, cure disease, and solve major global challenges. The idea is that as technology becomes more powerful and ubiquitous, it could create a world of abundance, leisure, and fulfillment for all.

Risks

However, others are more skeptical and warn of potential downsides and risks. Concerns include the possibility of AI systems becoming misaligned with human values and causing unintended harm, the disruption of job markets and economic upheaval, the concentration of power and wealth in the hands of a few, and the existential threat of advanced technology if not developed and deployed responsibly.

Considerations

Ultimately, whether technology and AI lead to utopia likely depends on many complex factors - the specific technological trajectories, the robustness of ethical frameworks, the distribution of benefits, the adaptability of social and political institutions, and the overall values and decision-making of those guiding technological progress. There are valid arguments on both sides, and the outcome is far from certain. A balanced, nuanced perspective is warranted when contemplating such a weighty and speculative question.

The Utopian Concept

The concept of "utopia" refers to an imagined ideal or perfect society or community, where all aspects of life are organized in a way that maximizes human happiness, wellbeing, and fulfillment.

The term "utopia" was coined by Sir Thomas More in his 1516 book of the same name, where he described a fictional island society with ideal political, social, and legal systems. The word itself is derived from the Greek "ou-topos," meaning "no place," suggesting that a true utopia is an unrealizable, imaginary ideal.

Some key characteristics often associated with utopian visions include:

- Equitable distribution of resources and elimination of poverty, hunger, and deprivation
- Guaranteed access to education, healthcare, housing, and other basic needs
- Harmonious social relationships without conflict, oppression, or exploitation
- Democratic governance structures that empower citizens

- Environmental sustainability and coexistence with nature
- Technological advancement that improves quality of life

However, critics of utopian thinking argue that such perfect societies are ultimately unattainable, and that attempts to forcibly create utopia can often lead to dystopian outcomes. They caution that human nature, with its flaws and complexities, makes a true utopia impossible.

Nonetheless, the utopian ideal continues to inspire social, political, and technological visions for improving the human condition. Debates around the feasibility and desirability of utopian societies remain an active area of philosophical and academic discourse.

That said...

The R.E.A.L.[®] UTOPIIA[™] as a Place You Build with Technology – and Escape to - through Technology

UTOPIIA[™] Technology

Utopiia[™] Living – the Advertisement

Discover the ultimate living experience with our revolutionary product, Utopiia. Designed to provide a seamless blend of comfort, convenience, and luxury, Utopiia offers a lifestyle like no other. From state-of-the-art technology to exquisite design elements, Utopiia redefines modern living. Experience the future of comfort with Utopiia.

Utopiia is a revolutionary smart home System that seamlessly integrates with your daily life to make it more convenient and efficient. With its cutting-edge technology, Utopiia allows you to control your home's lighting, temperature, security, and more with just the touch of a button or a simple voice command.

Its sleek design and user-friendly interface make it easy to use for all members of the household, while its advanced features ensure that your home is always running smoothly and securely. Utopiia[™] is the perfect solution for anyone looking to upgrade their living space and embrace the future of smart home technology.

UTOPIIA[™] through R.E.A.L.[™] Technology

If you've read through the entire White Paper to here, it's become apparent that R.E.A.L.[®] technology is, in fact, more than capable of providing for a sustainable Universal Basic Income, and Universal Basic Products and Services. In other words, the masses of humanity can provide for the masses of humanity's most basic and fundamental needs through R.E.A.L.[®] XP2P[®] Technology.

And then there's UTOPIIA[™] - the Game, the Gambling, The LOTTERY.ai, the Super App...

Gaming and ambling are all about escape, challenge, artificial "reality". So why not go to UTOPIIA[™], especially because UTOPIIA[™] PAYS YOU TO INDULGE!

And... Because, there's no better place...to Be...

www.XP2P.io www.UBII.io XLOTTERY.ai

Footnotes:

[1] <https://medium.com/r-planet-together/visions-of-ai-utopia-bb0002174e3a>

DISCLAIMER AND IMPORTANT DISCLOSURES



DISCLAIMER AND IMPORTANT DISCLOSURES

Confidentiality and Proprietary Rights

This investment memorandum is strictly confidential and proprietary. It is intended solely for the use of the person or entity to whom it has been provided and is not intended for public use or distribution. Your acceptance and review of this document constitutes your agreement to maintain its confidentiality and not to reproduce, redistribute, copy, modify, reformat, download, store, transmit, or distribute it in whole or in part without the prior written consent of the issuing entity ("the Company"). You further agree not to use any data or information contained herein for commercial purposes without first obtaining written permission from the Company. The Company retains sole and exclusive ownership of all data, information, and intellectual property contained in this document.

No Investment Advice

All data and information contained herein is provided "as is" for informational and private use only. Nothing in this memorandum constitutes, nor should be construed as, investment, financial, tax, legal, accounting, regulatory, or any other form of professional advice. The Company does not provide investment advisory services and does not advise on investments, securities, financial products, or personal finances. No information contained in this document constitutes a recommendation by the Company or any of its affiliates to buy, sell, or hold any securities, financial instruments, or investment products. The Company makes no representations regarding the suitability of any investment for any particular investor or investment objective.

Not an Offer or Solicitation

This memorandum does not constitute, and should not be construed as, an offer to sell or a solicitation of an offer to buy any securities, investment products, or investment advisory services in any jurisdiction. This document is not, and under no circumstances should be construed as, a prospectus, offering circular, offering memorandum, advertisement, or public offering of securities in any jurisdiction. No securities regulatory authority or similar authority in any jurisdiction has reviewed, approved, or disapproved of this memorandum or the merits of any investment opportunity described herein.

The distribution of this memorandum in certain jurisdictions may be restricted by law. Persons who receive this document must inform themselves about and observe any such restrictions. This memorandum may not be transmitted or distributed to any person in any jurisdiction where such transmission or distribution would be unlawful.

Independent Investment Decision

Prospective investors must make their own independent investigation, evaluation, and determination as to whether any potential investment meets their investment objectives, risk tolerance, financial situation, and investment sophistication. In making any investment decision, investors must rely solely on their own examination of the investment opportunity and the terms of any offering. Prospective investors are strongly urged and advised to:

Conduct their own due diligence and investigation;

Consult with their own legal, tax, accounting, financial, and other professional advisors; and

Request and review any additional information they consider necessary or desirable in making an informed investment decision.

No Representation or Warranty

While the Company has endeavored to ensure that the information contained in this memorandum is accurate and has been obtained from sources believed to be reliable, the Company makes no representation or warranty, express or implied, as to the accuracy, reliability, completeness, or adequacy of any information contained herein. The Company and its affiliates, and their respective officers, directors, employees, representatives, advisers, and agents (collectively, the "Company Parties") expressly disclaim all liability for errors, omissions, inaccuracies, or incompleteness in the information provided.

None of the Company Parties accepts any responsibility for, nor makes any representation or warranty regarding, the truth, accuracy, or completeness of any information, projections, forecasts, estimates, or statements contained in this memorandum. The information contained herein is subject to change without notice, and the Company undertakes no obligation to update, revise, or correct any information contained in this document.

Limitation of Liability

To the maximum extent permitted by applicable law, none of the Company Parties shall be liable for any direct, indirect, incidental, consequential, special, punitive, or exemplary damages, losses, costs, or expenses (including but not limited to loss of profits, loss of opportunity, or loss of investment value) arising from or in connection with:

Your access to, use of, or reliance upon this memorandum or any information contained herein;

Any errors, omissions, inaccuracies, delays, or interruptions in the information provided;

Any investment decision made based on information contained in this document; or

Any action or inaction taken in reliance on this memorandum.

This limitation of liability applies regardless of the form of action, whether in contract, tort (including negligence), strict liability, or otherwise, even if the Company Parties have been advised of the possibility of such damages.

Forward-Looking Statements

This memorandum may contain forward-looking statements, projections, forecasts, estimates, and other predictive information regarding future events, conditions, performance, results, strategies, or prospects. Such forward-looking statements are based on current expectations, assumptions, estimates, and projections that involve significant risks, uncertainties, and other factors, many of which are beyond the control of the Company and are difficult to predict.

Forward-looking statements are not guarantees of future performance, and actual results, developments, and business decisions may differ materially from those expressed or implied in the forward-looking statements. Factors that could cause actual results to differ include, but are not limited to: market conditions, economic factors, competitive dynamics, regulatory changes, technological developments, operational challenges, management decisions, and other risks inherent in business operations and investment activities.

All forward-looking statements are current only as of the date of this memorandum. The Company undertakes no obligation, and expressly disclaims any obligation, to update, revise, or correct any forward-looking statements, whether as a result of new information, future events, changed circumstances, or otherwise, except as may be required by applicable law.

Past performance is not indicative of future results. No representation is made that any investment will or is likely to achieve results similar to those described herein or that investors will not incur losses.

Risk of Loss

ALL INVESTMENTS INVOLVE RISK AND MAY RESULT IN PARTIAL OR TOTAL LOSS OF CAPITAL. There can be no assurance that any investment will achieve its objectives or avoid losses. Prospective investors should carefully consider whether an investment is suitable for them in light of their financial circumstances, investment objectives, risk tolerance, liquidity needs, time horizon, and other relevant factors. Investors should not invest unless they have the financial resources and ability to sustain a complete loss of their investment.

Third-Party Information

This memorandum may contain information obtained from third-party sources. While such information is believed to be reliable, the Company has not independently verified such information and makes no representation or warranty as to its accuracy or completeness. References to third-party information, data, or sources do not constitute endorsement by the Company.

Governing Law and Jurisdiction

This disclaimer and the terms governing your receipt and use of this memorandum shall be governed by and construed in accordance with the laws of the jurisdiction specified in the investment documentation or, if not specified, the laws of the jurisdiction where the Company is organized, without regard to conflicts of law principles. Any disputes arising from or relating to this memorandum shall be subject to the exclusive jurisdiction of the courts in such jurisdiction, unless otherwise specified in definitive investment documentation.

Compliance with Laws

Recipients of this memorandum are responsible for complying with all applicable laws and regulations in their respective jurisdictions, including but not limited to securities laws, anti-money laundering regulations, tax laws, and foreign investment restrictions. The Company reserves the right to reject any subscription or investment for any reason, including concerns regarding regulatory compliance or suitability.

BY ACCEPTING AND REVIEWING THIS MEMORANDUM, YOU ACKNOWLEDGE THAT YOU HAVE READ, UNDERSTOOD, AND AGREED TO BE BOUND BY THE TERMS OF THIS DISCLAIMER.

* * *



Building the Future of Economic Security

**Universal Basic Income isn't just an idea anymore.
It's a comprehensive wealth EcoSystem we can build together.**

investors@EARTHXCorporation.io

Platform & EcoSystem: XP2P.io
Platform & EcoSystem: XLOTTERY.ai

Unique Hybrid and Multi-Income Stream ROI

11% Total Equity + Lifetime EcoSystem = Generational Wealth

Confidential & Proprietary.





ARCTICA

"Civilizations fall. The wise build the next one before the old one crumbles."
— EARTHX Founders

